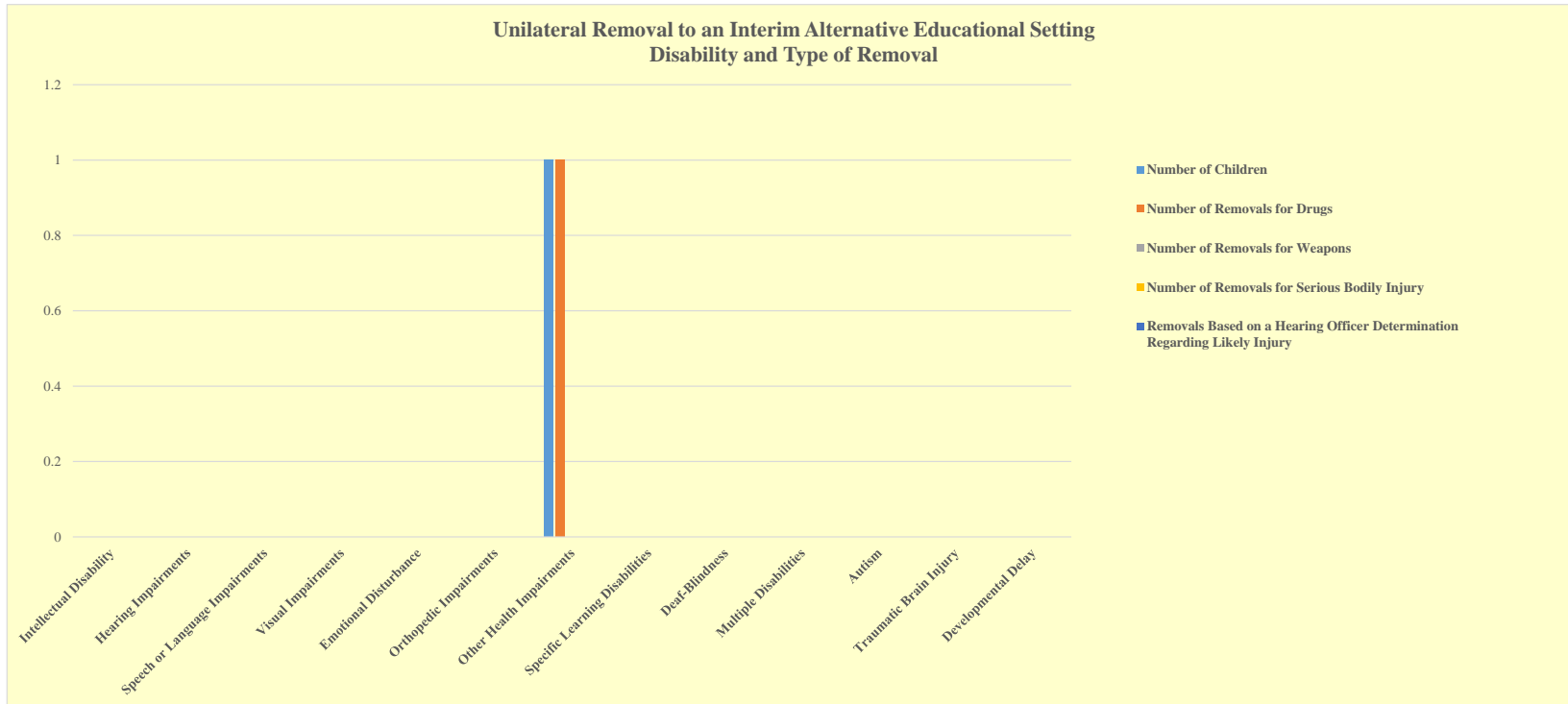


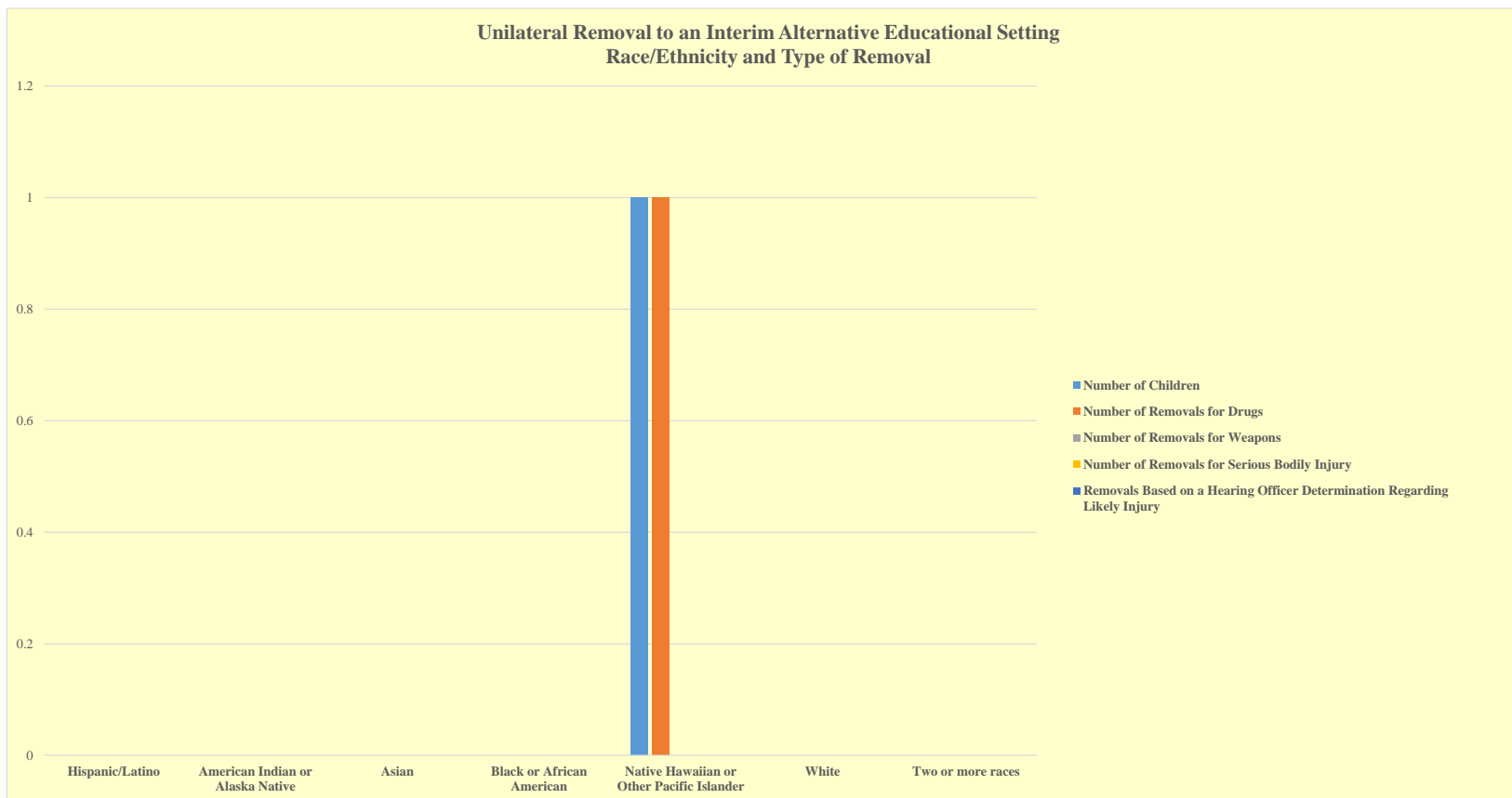
**CNMI PUBLIC SCHOOL SYSTEM
SPECIAL EDUCATION PROGRAM
DISCIPLINE DATA
SY 2016 - 2017**

Disability Category	Unilateral Removal to an Interim Alternative Educational Setting						PERCENT
	Number of Children	Number of Removals for Drugs	Number of Removals for Weapons	Number of Removals for Serious Bodily Injury	Removals Based on a Hearing Officer Determination Regarding Likely Injury	Total	
Intellectual Disability	0	0	0	0	0	0	0%
Hearing Impairments	0	0	0	0	0	0	0%
Speech or Language Impairments	0	0	0	0	0	0	0%
Visual Impairments	0	0	0	0	0	0	0%
Emotional Disturbance	0	0	0	0	0	0	0%
Orthopedic Impairments	0	0	0	0	0	0	0%
Other Health Impairments	1	1	0	0	0	2	100%
Specific Learning Disabilities	0	0	0	0	0	0	0%
Deaf-Blindness	0	0	0	0	0	0	0%
Multiple Disabilities	0	0	0	0	0	0	0%
Autism	0	0	0	0	0	0	0%
Traumatic Brain Injury	0	0	0	0	0	0	0%
Developmental Delay	0	0	0	0	0	0	0%
Total	1	1	0	0	0	2	100%



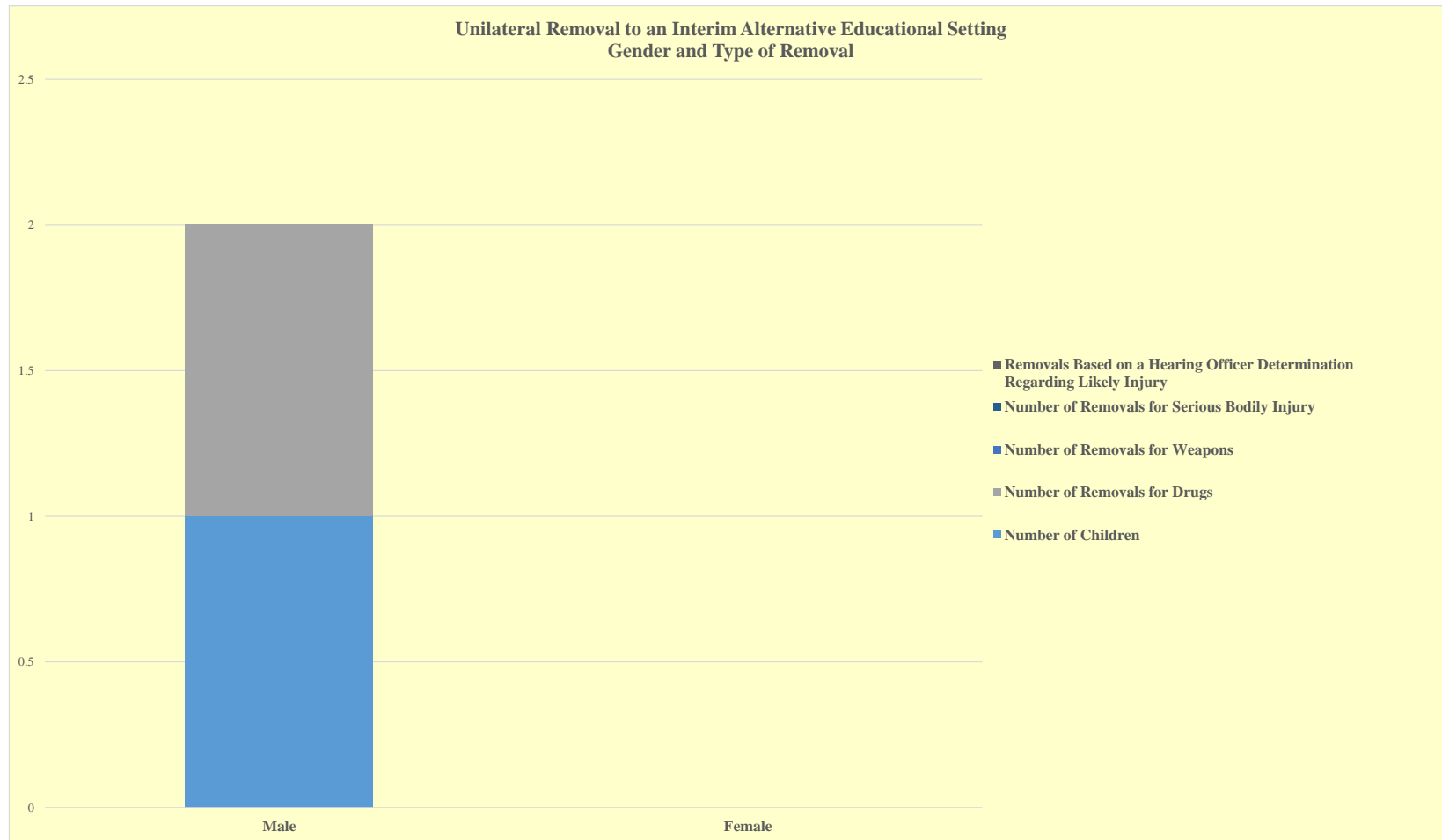
CNMI PUBLIC SCHOOL SYSTEM
SPECIAL EDUCATION PROGRAM
DISCIPLINE DATA
SY 2016 - 2017

Unilateral Removal to an Interim Alternative Educational Setting							
Race/Ethnicity	Number of Children	Number of Removals for Drugs	Number of Removals for Weapons	Number of Removals for Serious Bodily Injury	Removals Based on a Hearing Officer Determination Regarding Likely Injury	Total	PERCENTAGE
Hispanic/Latino	0	0	0	0	0	0	0%
American Indian or Alaska Native	0	0	0	0	0	0	0%
Asian	0	0	0	0	0	0	0%
Black or African American	0	0	0	0	0	0	0%
Native Hawaiian or Other Pacific Islander	1	1	0	0	0	2	100%
White	0	0	0	0	0	0	0%
Two or more races	0	0	0	0	0	0	0%
Total	1	1	0	0	0	2	100%



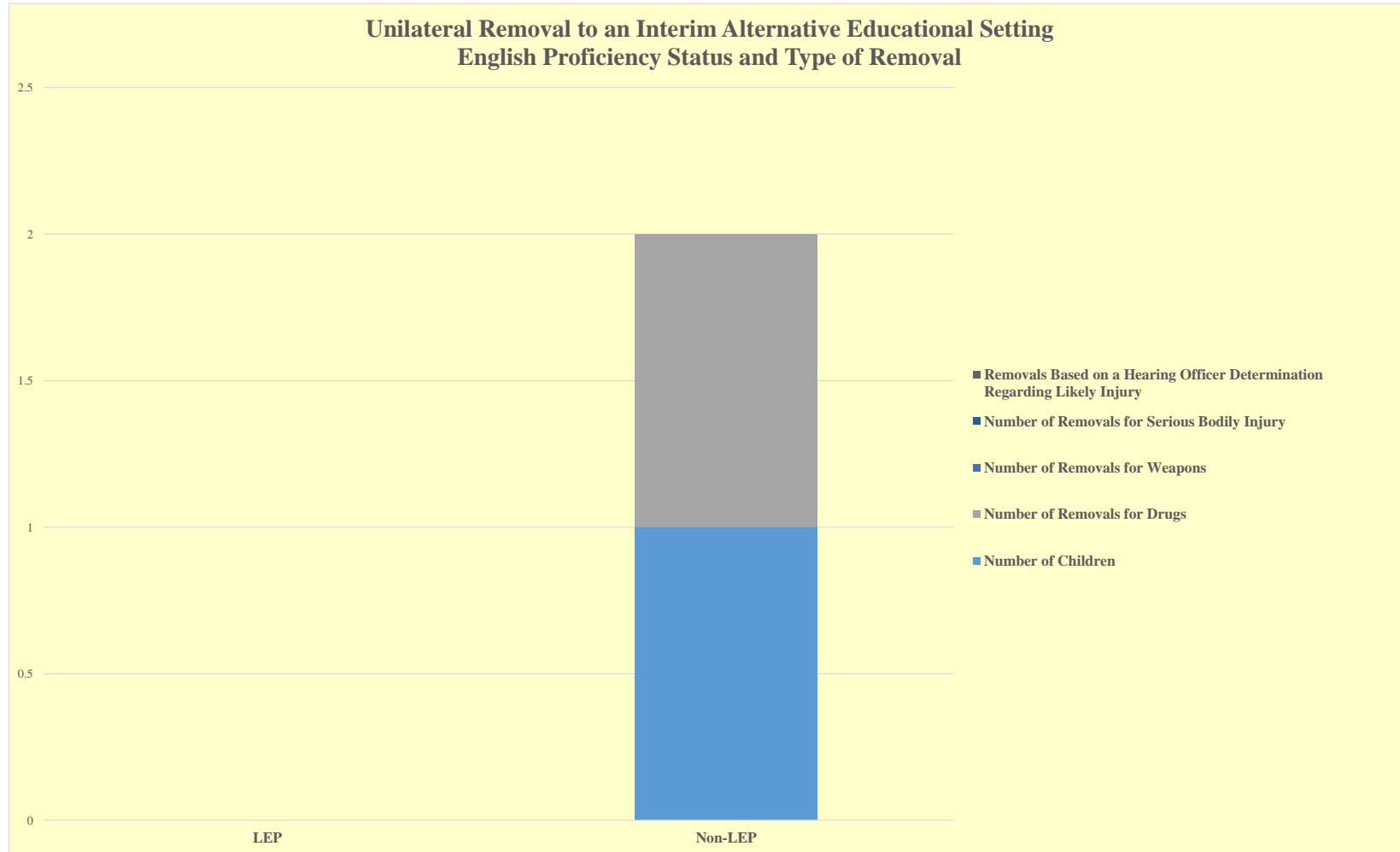
**CNMI PUBLIC SCHOOL SYSTEM
SPECIAL EDUCATION PROGRAM
DISCIPLINE DATA
SY 2016 - 2017**

Unilateral Removal to an Interim Alternative Educational Setting							
Sex	Number of Children	Number of Removals for Drugs	Number of Removals for Weapons	Number of Removals for Serious Bodily Injury	Removals Based on a Hearing Officer Determination Regarding Likely Injury	Total	PERCENTAGE
Male	1	1	0	0	0	2	100%
Female	0	0	0	0	0	0	0%
Total	1	1	0	0	0	2	100%



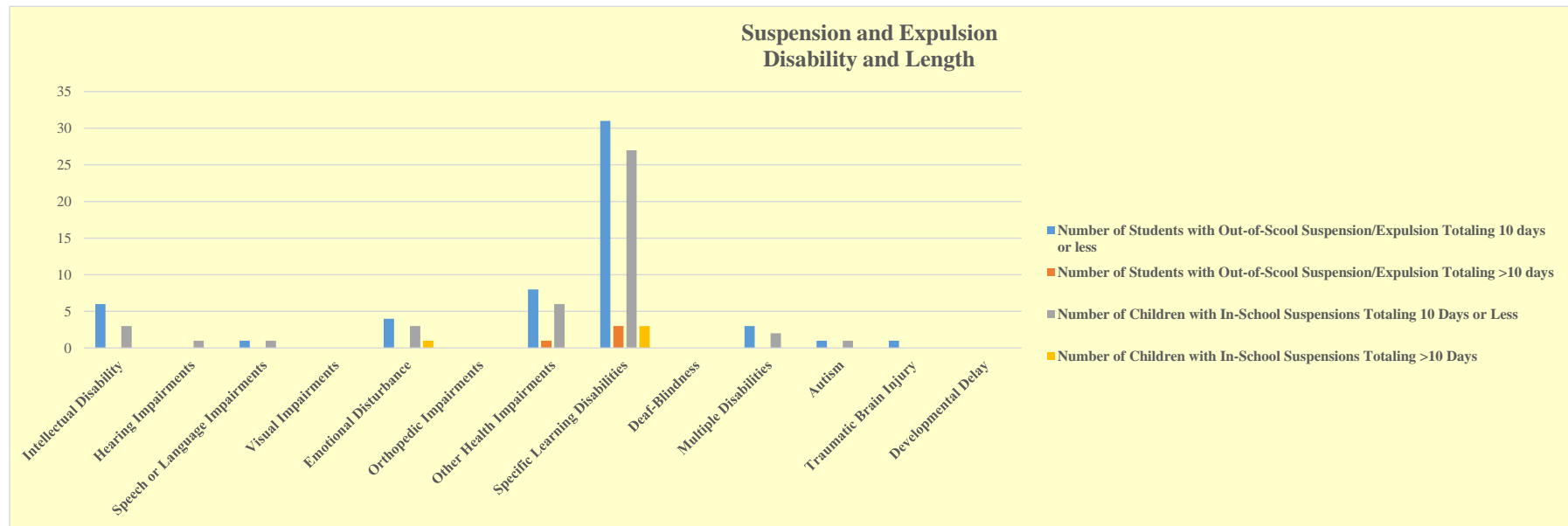
CNMI PUBLIC SCHOOL SYSTEM
SPECIAL EDUCATION PROGRAM
DISCIPLINE DATA
SY 2016 - 2017

LEP Status	Unilateral Removal to an Interim Alternative Educational Setting						PERCENTAGE
	Number of Children	Number of Removals for Drugs	Number of Removals for Weapons	Number of Removals for Serious Bodily Injury	Removals Based on a Hearing Officer Determination Regarding Likely Injury	Total	
LEP	0	0	0	0	0	0	0%
Non-LEP	1	1	0	0	0	2	100%
Total	1	1	0	0	0	2	100%



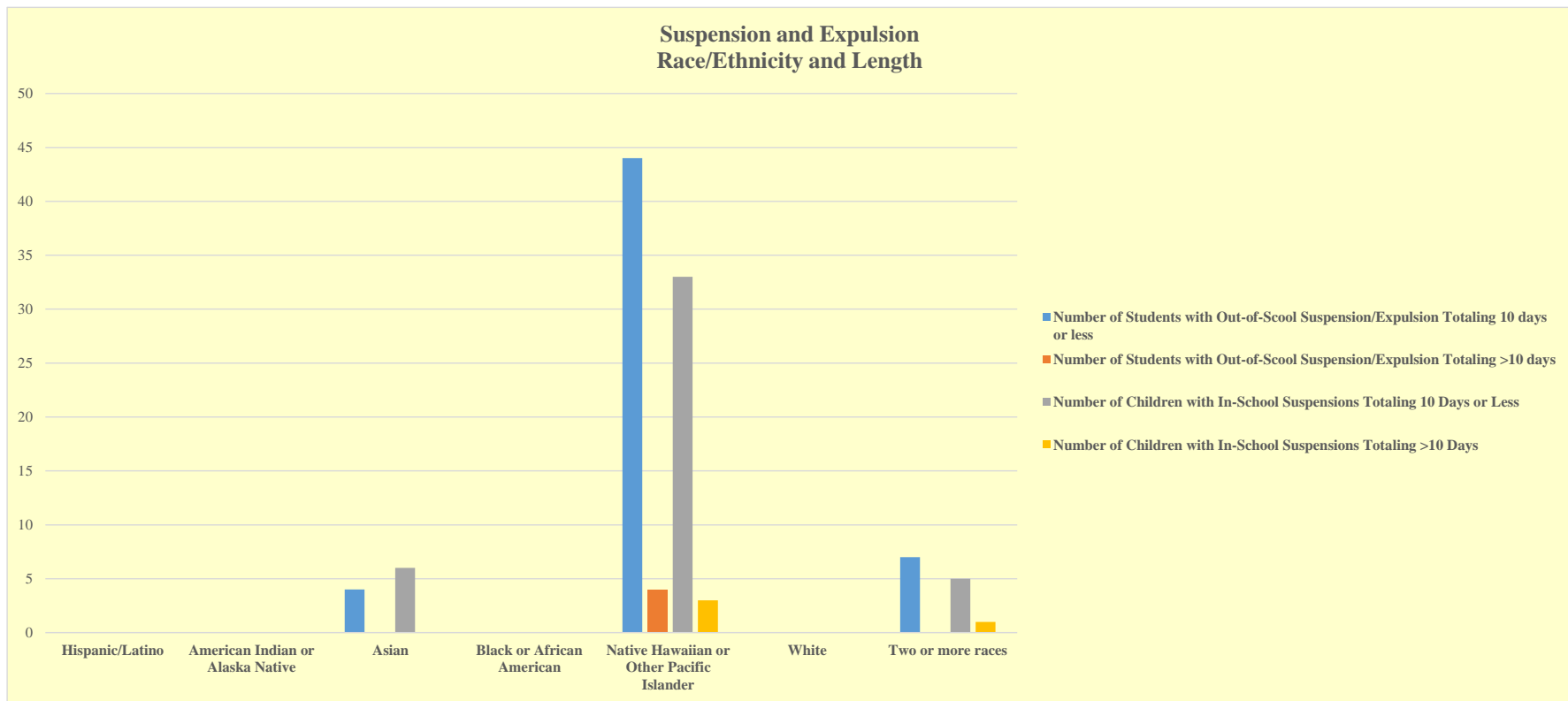
**CNMI PUBLIC SCHOOL SYSTEM
SPECIAL EDUCATION PROGRAM
DISCIPLINE DATA
SY 2016 - 2017**

Disability Category	SUSPENSION/EXPULSION					Total	PERCENT
	Number of Students with Out-of-School Suspension/Expulsion Totaling 10 days or less	Number of Students with Out-of-School Suspension/Expulsion Totaling >10 days	Number of Children with In-School Suspensions Totaling 10 Days or Less	Number of Children with In-School Suspensions Totaling >10 Days			
Intellectual Disability	6	0	3	0	9	8%	
Hearing Impairments	0	0	1	0	1	1%	
Speech or Language Impairments	1	0	1	0	2	2%	
Visual Impairments	0	0	0	0	0	0%	
Emotional Disturbance	4	0	3	1	8	7%	
Orthopedic Impairments	0	0	0	0	0	0%	
Other Health Impairments	8	1	6	0	15	14%	
Specific Learning Disabilities	31	3	27	3	64	60%	
Deaf-Blindness	0	0	0	0	0	0%	
Multiple Disabilities	3	0	2	0	5	5%	
Autism	1	0	1	0	2	2%	
Traumatic Brain Injury	1	0	0	0	1	1%	
Developmental Delay	0	0	0	0	0	0%	
Total	55	4	44	4	107	100%	
PERCENT	51%	4%	41%	4%	100%		



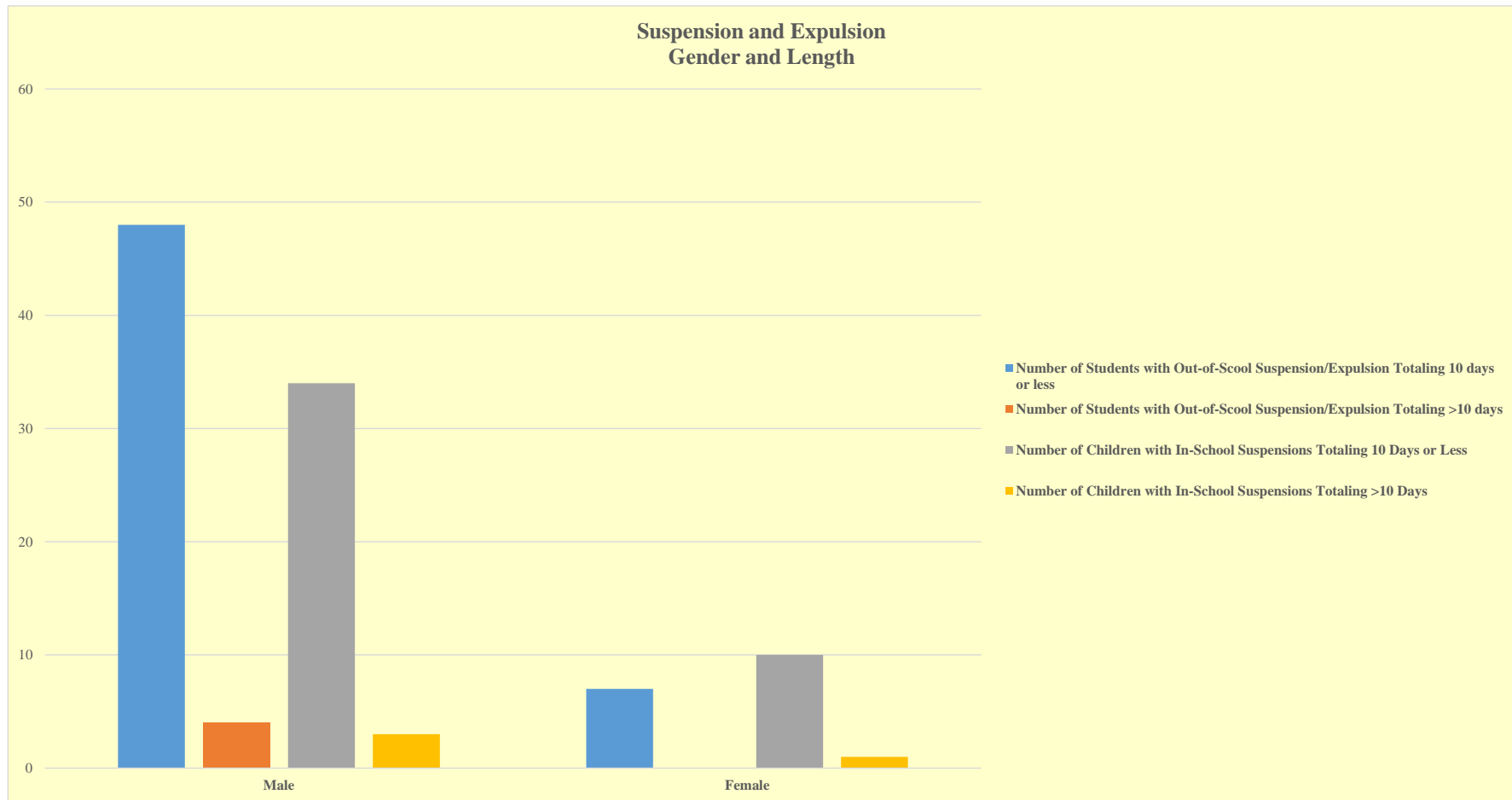
**CNMI PUBLIC SCHOOL SYSTEM
SPECIAL EDUCATION PROGRAM
DISCIPLINE DATA
SY 2016 - 2017**

Race/Ethnicity	SUSPENSION/EXPULSION					
	Number of Students with Out-of-School Suspension/Expulsion Totaling 10 days or less	Number of Students with Out-of-School Suspension/Expulsion Totaling >10 days	Number of Children with In-School Suspensions Totaling 10 Days or Less	Number of Children with In-School Suspensions Totaling >10 Days	Total	PERCENT
Hispanic/Latino	0	0	0	0	0	0%
American Indian or Alaska Native	0	0	0	0	0	#REF!
Asian	4	0	6	0	10	9%
Black or African American	0	0	0	0	0	0%
Native Hawaiian or Other Pacific Islander	44	4	33	3	84	79%
White	0	0	0	0	0	0%
Two or more races	7	0	5	1	13	12%
Total	55	4	44	4	107	100%



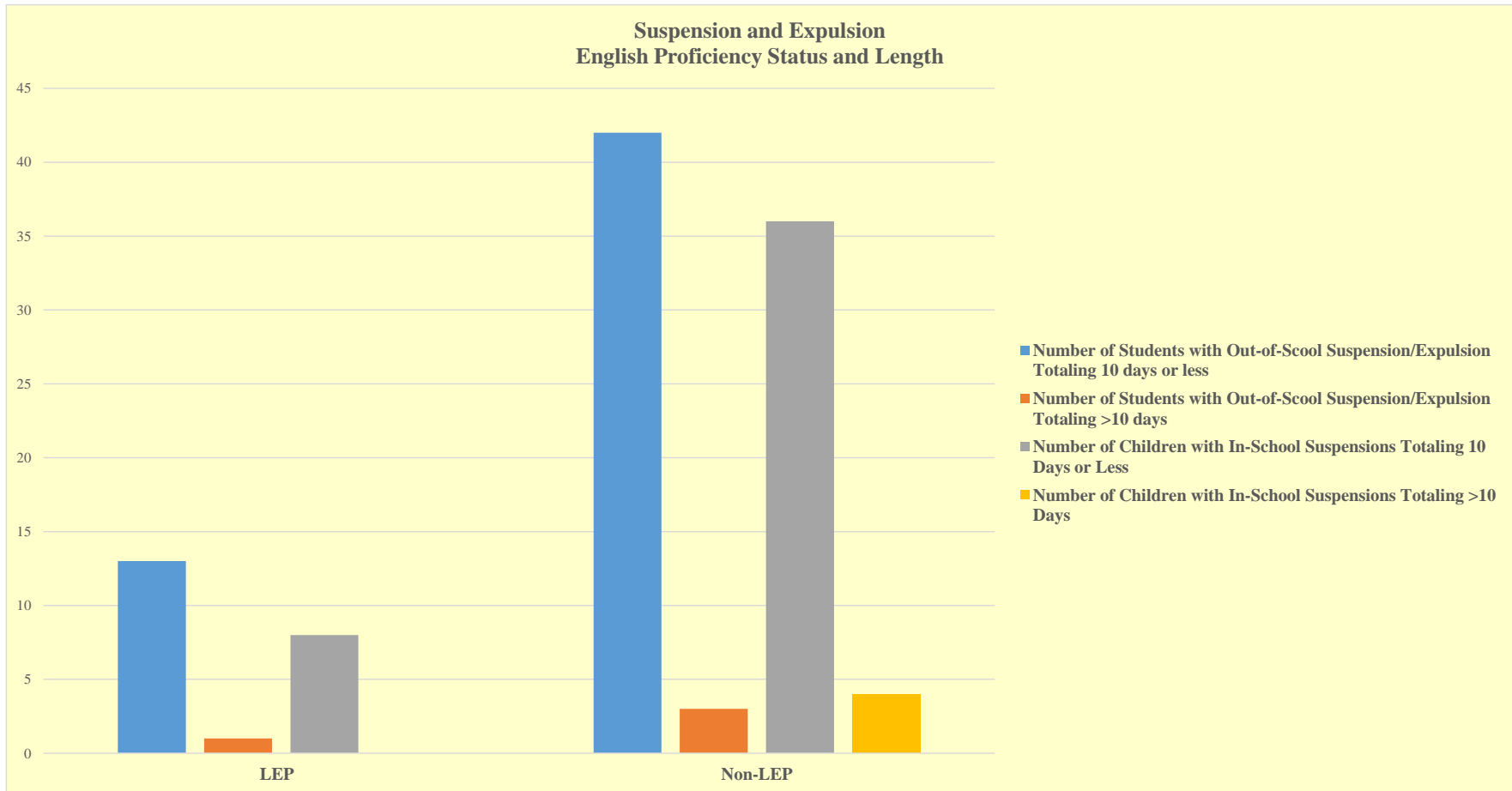
**CNMI PUBLIC SCHOOL SYSTEM
SPECIAL EDUCATION PROGRAM
DISCIPLINE DATA
SY 2016 - 2017**

Sex	SUSPENSION/EXPULSION					
	Number of Students with Out-of-School Suspension/Expulsion Totaling 10 days or less	Number of Students with Out-of-School Suspension/Expulsion Totaling >10 days	Number of Children with In-School Suspensions Totaling 10 Days or Less	Number of Children with In-School Suspensions Totaling >10 Days	Total	PERCENT
Male	48	4	34	3	89	83%
Female	7	0	10	1	18	17%
Total	55	4	44	4	107	100%



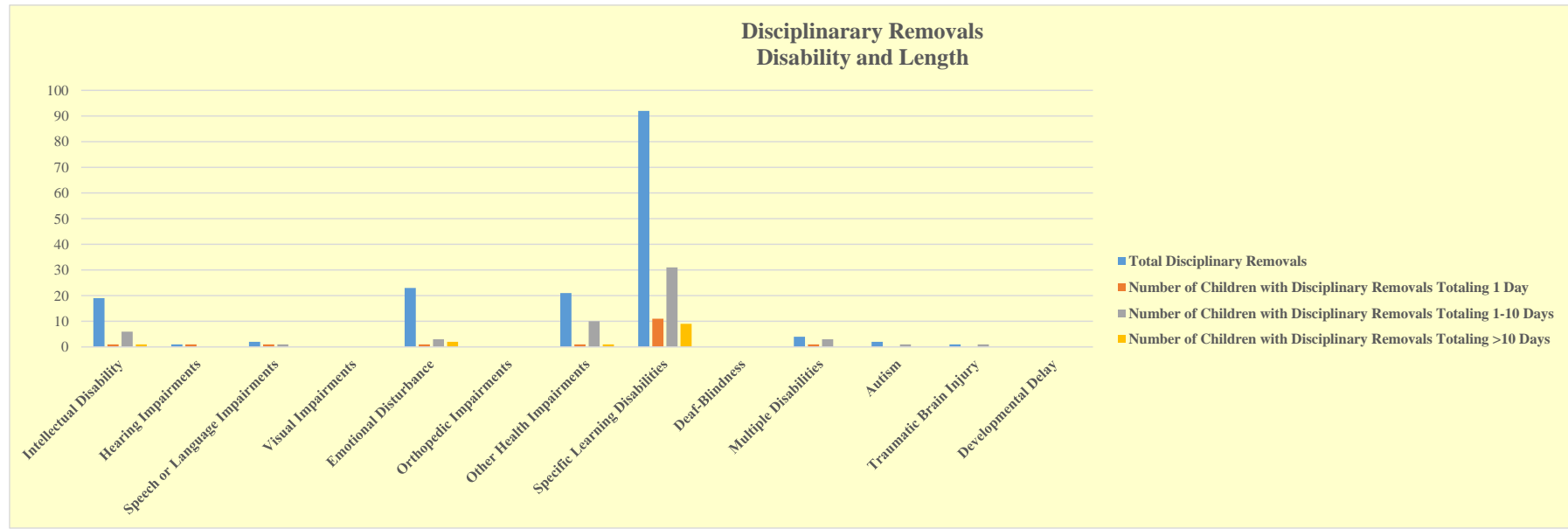
**CNMI PUBLIC SCHOOL SYSTEM
SPECIAL EDUCATION PROGRAM
DISCIPLINE DATA
SY 2016 - 2017**

LEP Status	SUSPENSION/EXPULSION					
	Number of Students with Out-of-School Suspension/Expulsion Totaling 10 days or less	Number of Students with Out-of-School Suspension/Expulsion Totaling >10 days	Number of Children with In-School Suspensions Totaling 10 Days or Less	Number of Children with In-School Suspensions Totaling >10 Days	Total	PERCENT
LEP	13	1	8	0	22	21%
Non-LEP	42	3	36	4	85	79%
Total	55	4	44	4	107	100%



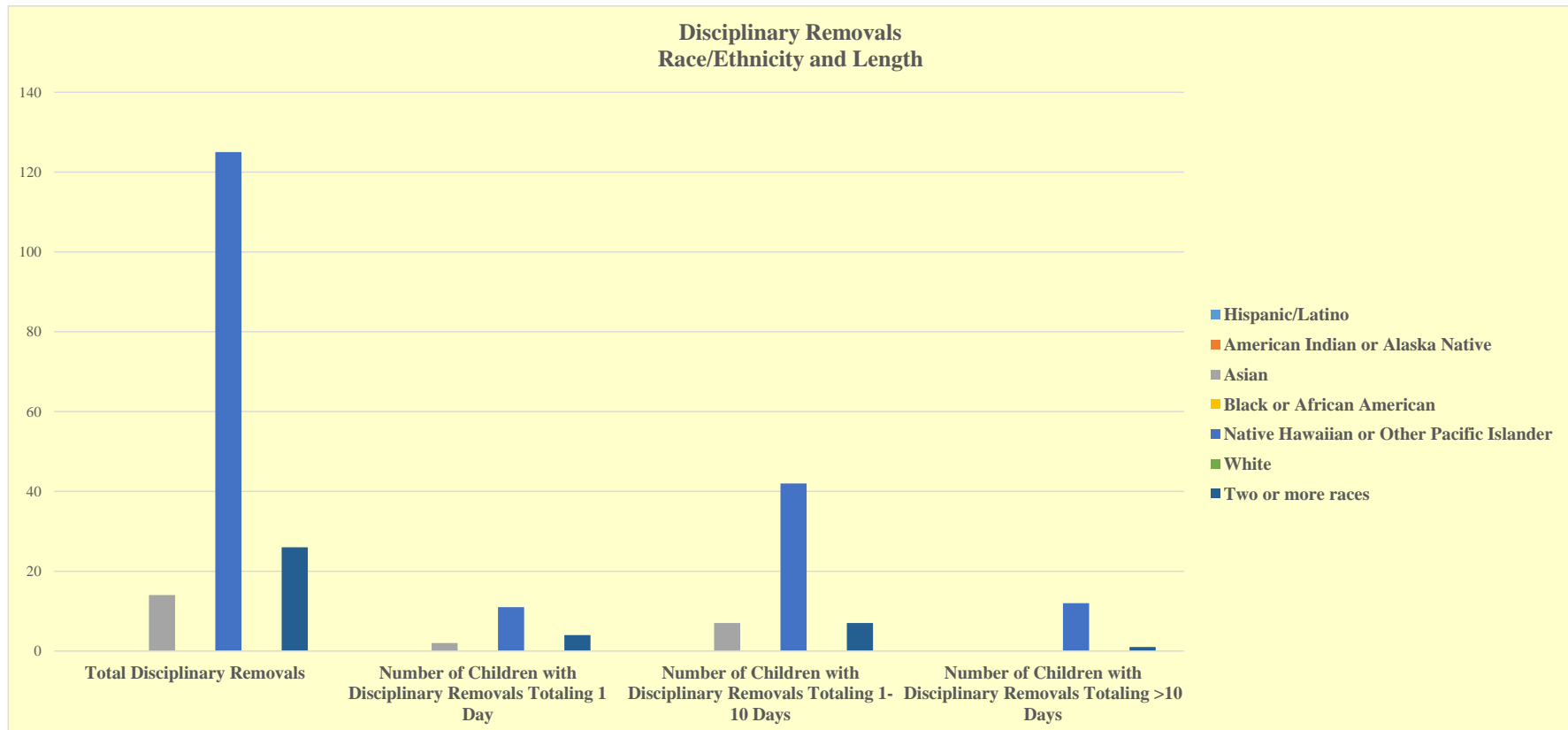
**CNMI PUBLIC SCHOOL SYSTEM
SPECIAL EDUCATION PROGRAM
DISCIPLINE DATA
SY 2016 - 2017**

Disability Category	SUSPENSION/EXPULSION					PERCENT
	Total Disciplinary Removals	Number of Children with Disciplinary Removals Totalling 1 Day	Number of Children with Disciplinary Removals Totalling 1-10 Days	Number of Children with Disciplinary Removals Totalling >10 Days	Total	
Intellectual Disability	19	1	6	1	27	11%
Hearing Impairments	1	1	0	0	2	1%
Speech or Language Impairments	2	1	1	0	4	2%
Visual Impairments	0	0	0	0	0	0%
Emotional Disturbance	23	1	3	2	29	12%
Orthopedic Impairments	0	0	0	0	0	0%
Other Health Impairments	21	1	10	1	33	13%
Specific Learning Disabilities	92	11	31	9	143	57%
Deaf-Blindness	0	0	0	0	0	0%
Multiple Disabilities	4	1	3	0	8	3%
Autism	2	0	1	0	3	1%
Traumatic Brain Injury	1	0	1	0	2	1%
Developmental Delay	0	0	0	0	0	0%
Total	165	17	56	13	251	100%
PERCENT	66%	7%	22%	5%	100%	



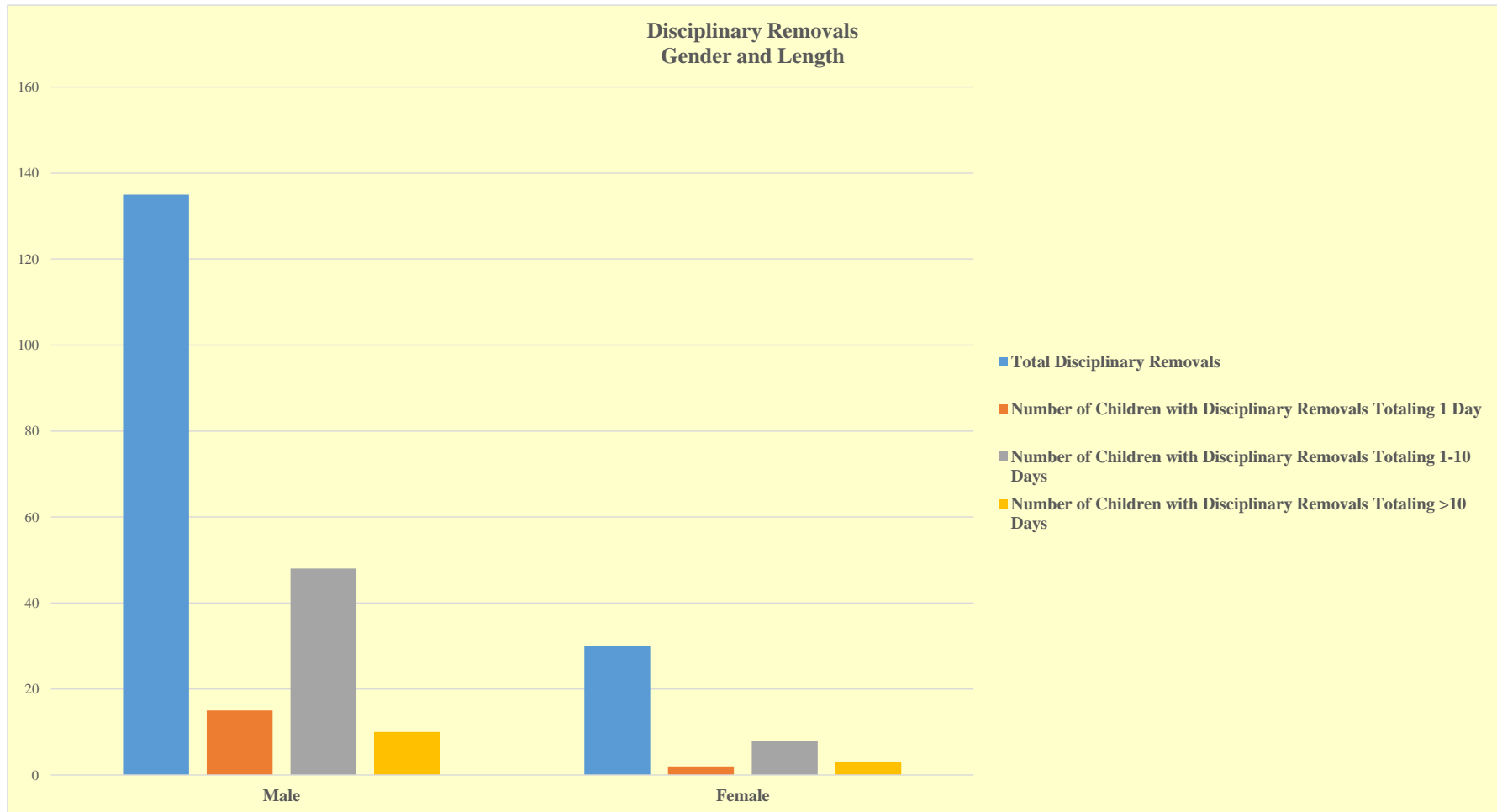
**CNMI PUBLIC SCHOOL SYSTEM
SPECIAL EDUCATION PROGRAM
DISCIPLINE DATA
SY 2016 - 2017**

Race/Ethnicity	SUSPENSION/EXPULSION					
	Total Disciplinary Removals	Number of Children with Disciplinary Removals Totalling 1 Day	Number of Children with Disciplinary Removals Totalling 1-10 Days	Number of Children with Disciplinary Removals Totalling >10 Days	Total	PERCENT
Hispanic/Latino	0	0	0	0	0	0%
American Indian or Alaska Native	0	0	0	0	0	0%
Asian	14	2	7	0	23	9%
Black or African American	0	0	0	0	0	0%
Native Hawaiian or Other Pacific Islander	125	11	42	12	190	76%
White	0	0	0	0	0	0%
Two or more races	26	4	7	1	38	15%
Total	165	17	56	13	251	100%



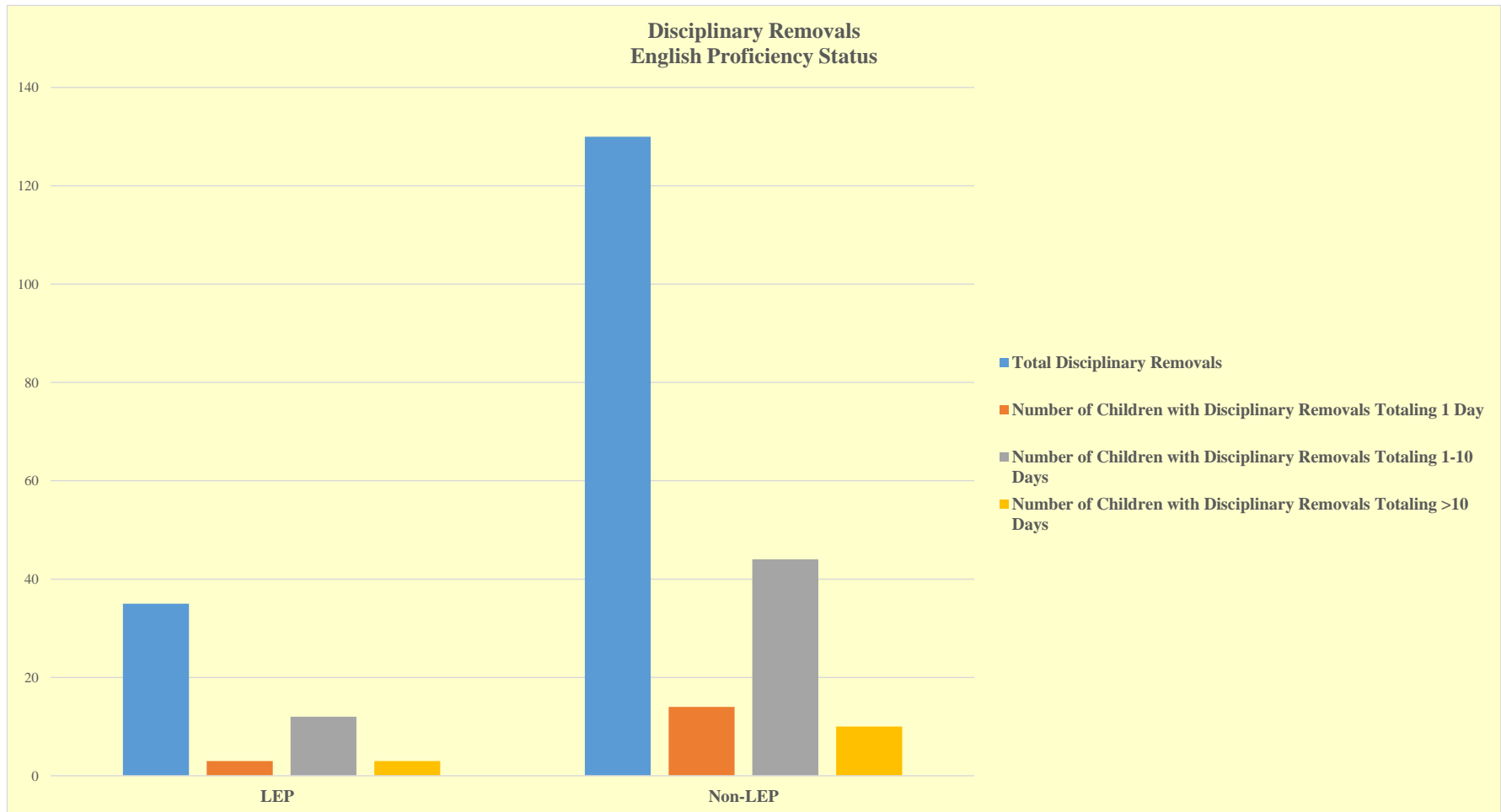
**CNMI PUBLIC SCHOOL SYSTEM
SPECIAL EDUCATION PROGRAM
DISCIPLINE DATA
SY 2016 - 2017**

Sex	SUSPENSION/EXPULSION					PERCENT
	Total Disciplinary Removals	Number of Children with Disciplinary Removals Totaling 1 Day	Number of Children with Disciplinary Removals Totaling 1-10 Days	Number of Children with Disciplinary Removals Totaling >10 Days	Total	
Male	135	15	48	10	208	83%
Female	30	2	8	3	43	17%
Total	165	17	56	13	251	100%



**CNMI PUBLIC SCHOOL SYSTEM
SPECIAL EDUCATION PROGRAM
DISCIPLINE DATA
SY 2016 - 2017**

SUSPENSION/EXPULSION						
LEP Status	Total Disciplinary Removals	Number of Children with Disciplinary Removals Totaling 1 Day	Number of Children with Disciplinary Removals Totaling 1-10 Days	Number of Children with Disciplinary Removals Totaling >10 Days	Total	PERCENT
LEP	35	3	12	3	53	21%
Non-LEP	130	14	44	10	198	79%
Total	165	17	56	13	251	100%



CNMI PUBLIC SCHOOL SYSTEM
SPECIAL EDUCATION PROGRAM
DISCIPLINE DATA
SY 2016 - 2017

Disability Category	EDUCATIONAL SERVICES DURING EXPULSION			
	Received Educational Services During Expulsion	Did Not Receive Educational Services During Expulsion	Total	PERCENT
Children with Disabilities (IDEA) Ages 3-2	0	0	0	0%
Children Without Disabilities, Grades K-12	0	0	0	0%
Total	0	0	0	0%
PERCENT	0%	0%	0%	