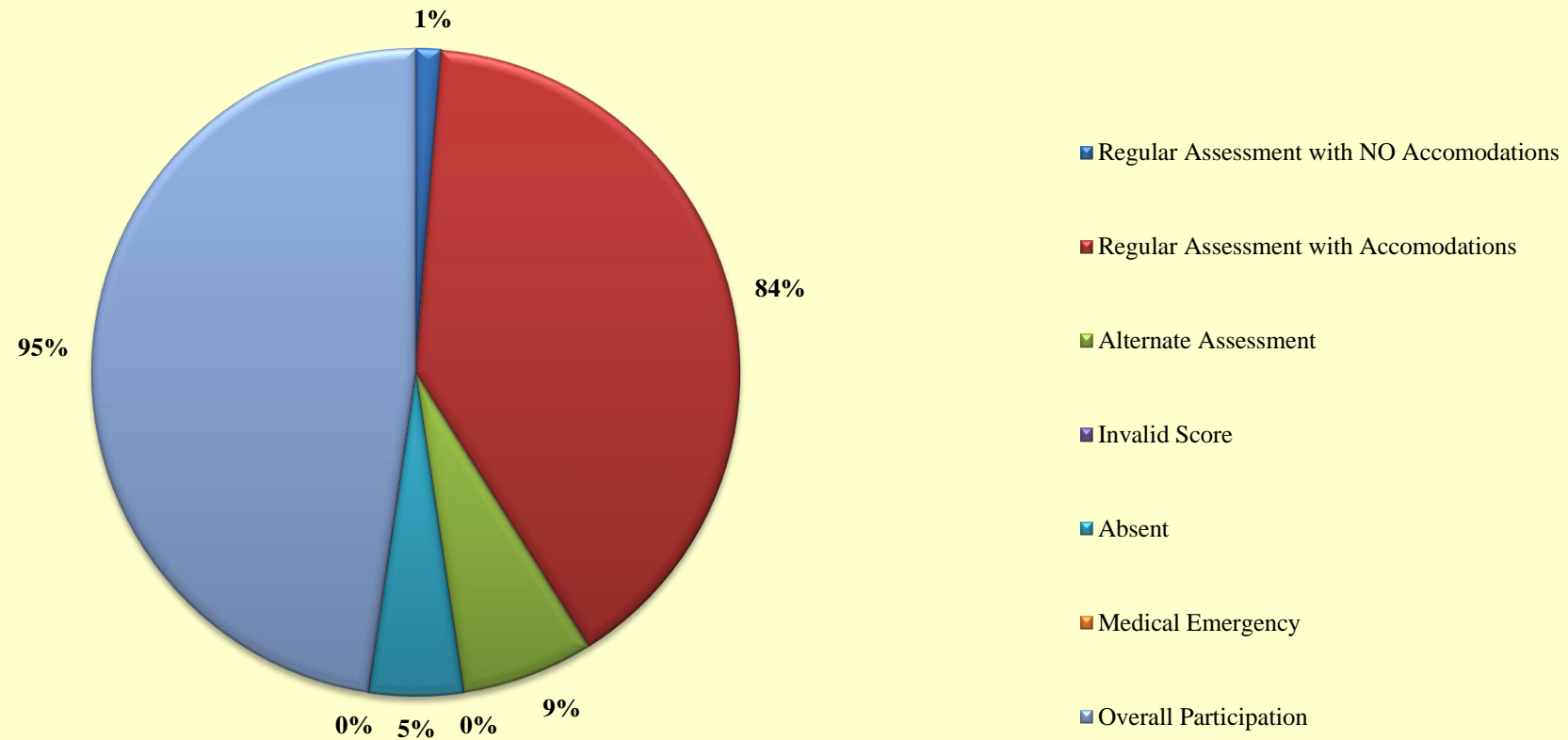


**CNMI PUBLIC SCHOOL SYSTEM  
SPECIAL EDUCATION PROGRAM  
2020 - 2021 ASSESSMENT DATA**

<b>READING</b>	<b>Regular Assessment with NO Accomodations</b>	<b>Regular Assessment with Accomodations</b>	<b>Alternate Assessment</b>	<b>Invalid Score</b>	<b>Absent</b>	<b>Medical Emergen cy</b>	<b>TOTAL</b>
<b>3rd Grade</b>	48	1	13	0	15	0	<b>77</b>
<b>4th Grade</b>	64	0	11	0	6	0	<b>81</b>
<b>5th Grade</b>	78	0	8	0	3	0	<b>89</b>
<b>6th Grade</b>	65	2	8	0	5	0	<b>80</b>
<b>7th Grade</b>	65	0	6	0	12	0	<b>83</b>
<b>8th Grade</b>	50	0	7	0	10	0	<b>67</b>
<b>High School</b>	21	0	9	0	16	0	<b>46</b>
<b>TOTAL</b>	<b>391</b>	<b>3</b>	<b>62</b>	<b>0</b>	<b>67</b>	<b>0</b>	<b>523</b>
<b>PERCENTAGE</b>	<b>75%</b>	<b>1%</b>	<b>12%</b>	<b>0%</b>	<b>13%</b>	<b>0%</b>	<b>95%</b>

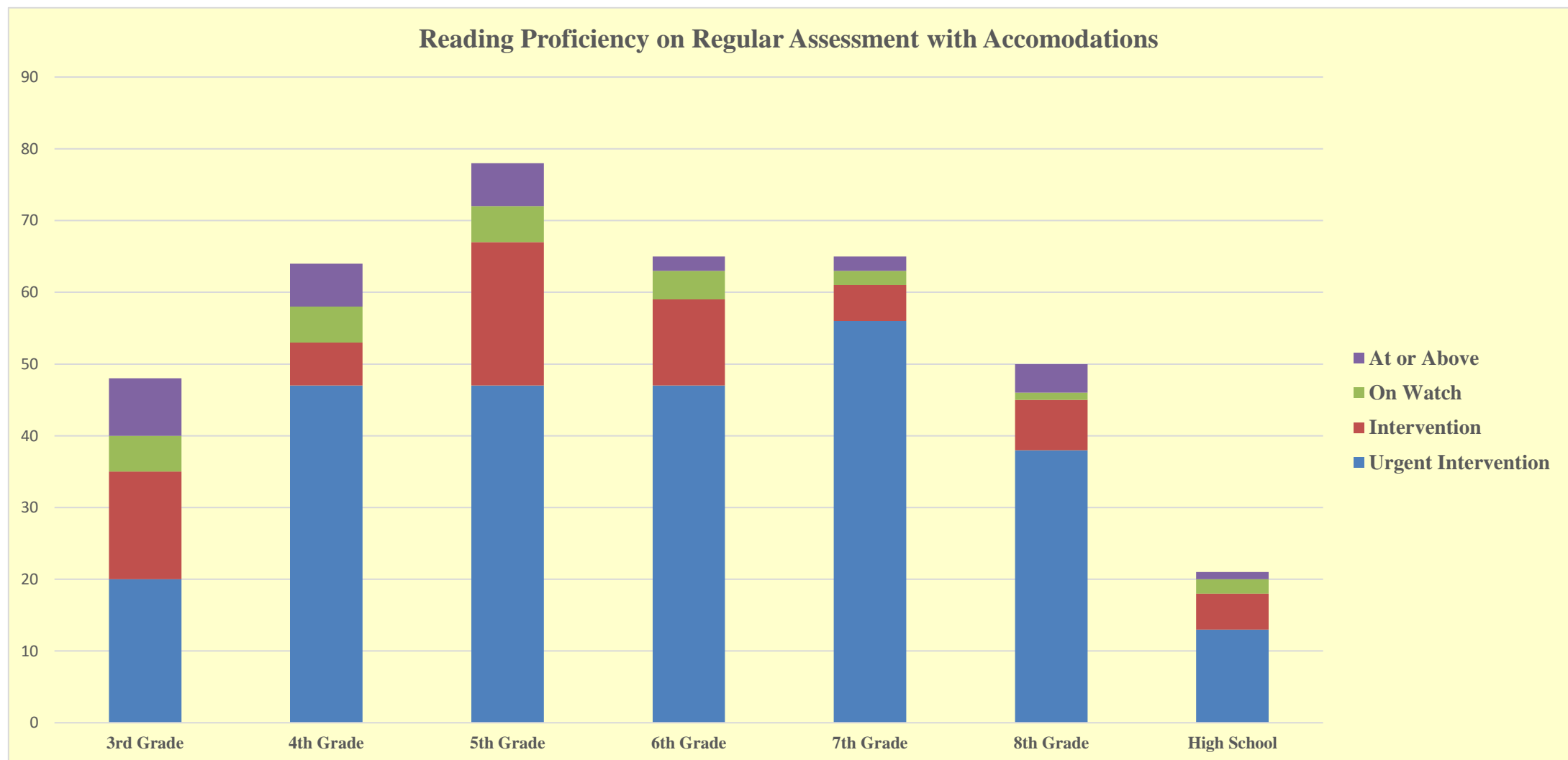
**Participation of Students Reading Assesment**



**CNMI PUBLIC SCHOOL SYSTEM  
SPECIAL EDUCATION PROGRAM  
2020 - 2021 ASSESSMENT DATA**

Reading STAR READING with Accommodations Proficiency Data

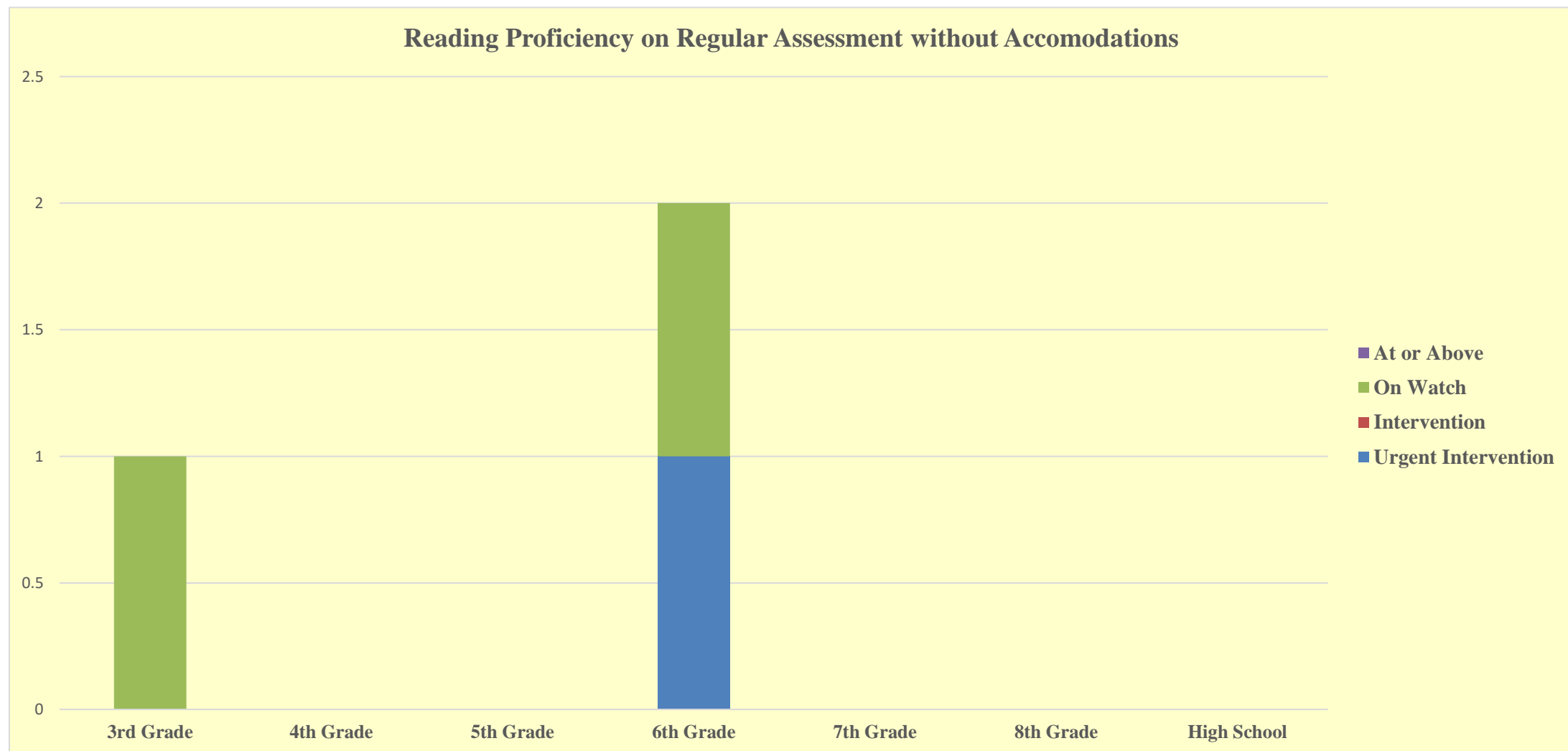
<b>READING (W/ACCOM)</b>	<b>Urgent Intervention</b>	<b>Intervention</b>	<b>On Watch</b>	<b>At or Above</b>	<b>TOTAL</b>
<b>3rd Grade</b>	20	15	5	8	<b>48</b>
<b>4th Grade</b>	47	6	5	6	<b>64</b>
<b>5th Grade</b>	47	20	5	6	<b>78</b>
<b>6th Grade</b>	47	12	4	2	<b>65</b>
<b>7th Grade</b>	56	5	2	2	<b>65</b>
<b>8th Grade</b>	38	7	1	4	<b>50</b>
<b>High School</b>	13	5	2	1	<b>21</b>
<b>TOTAL</b>	<b>268</b>	<b>70</b>	<b>24</b>	<b>29</b>	<b>391</b>



**CNMI PUBLIC SCHOOL SYSTEM  
SPECIAL EDUCATION PROGRAM  
2020 - 2021 ASSESSMENT DATA**

Reading STAR READING without Accomodation Proficiency Data

<b>READING (W/O ACCOM)</b>	<b>Urgent Intervention</b>	<b>Intervention</b>	<b>On Watch</b>	<b>At or Above</b>	<b>TOTAL</b>
<b>3rd Grade</b>	0	0	1	0	<b>1</b>
<b>4th Grade</b>	0	0	0	0	<b>0</b>
<b>5th Grade</b>	0	0	0	0	<b>0</b>
<b>6th Grade</b>	1	0	1	0	<b>2</b>
<b>7th Grade</b>	0	0	0	0	<b>0</b>
<b>8th Grade</b>	0	0	0	0	<b>0</b>
<b>High School</b>	0	0	0	0	<b>0</b>
<b>TOTAL</b>	<b>1</b>	<b>0</b>	<b>2</b>	<b>0</b>	<b>3</b>



**CNMI PUBLIC SCHOOL SYSTEM  
SPECIAL EDUCATION PROGRAM  
2020 - 2021 ASSESSMENT DATA**

Reading Multi-State Alternate Assessment Proficiency Data

<b>READING (AA)</b>	<b>Beginning</b>	<b>Developing</b>	<b>Proficient</b>	<b>Advanced</b>	<b>TOTAL</b>
<b>3rd Grade</b>	4	3	6	0	<b>13</b>
<b>4th Grade</b>	4	4	2	1	<b>11</b>
<b>5th Grade</b>	3	4	1	0	<b>8</b>
<b>6th Grade</b>	4	2	2	0	<b>8</b>
<b>7th Grade</b>	3	1	1	1	<b>6</b>
<b>8th Grade</b>	1	0	4	2	<b>7</b>
<b>High School</b>	3	2	4	0	<b>9</b>
<b>TOTAL</b>	<b>22</b>	<b>16</b>	<b>20</b>	<b>4</b>	<b>62</b>

