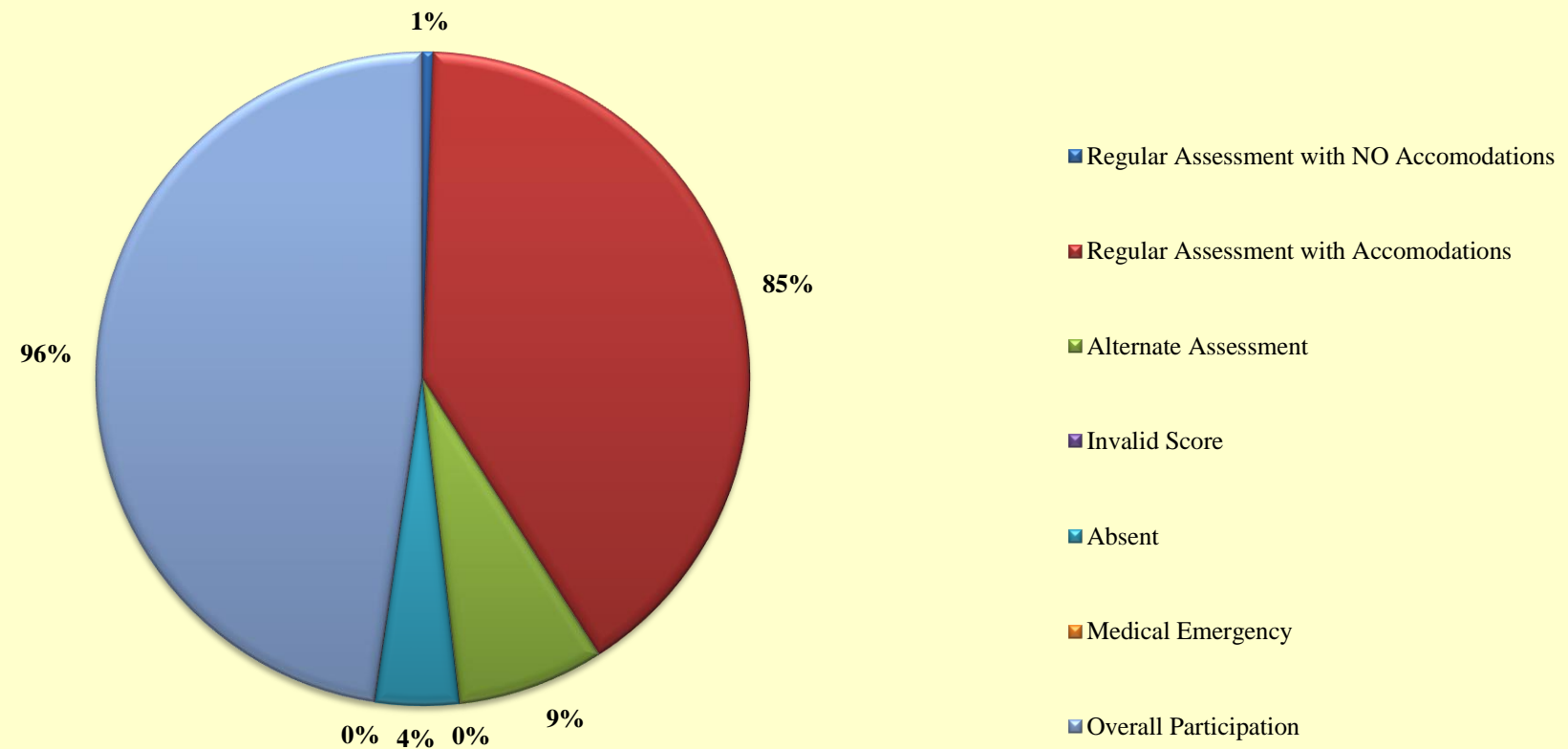


**CNMI PUBLIC SCHOOL SYSTEM
SPECIAL EDUCATION PROGRAM
2020- 2021 ASSESSMENT DATA**

| MATH | Regular Assessment with Accomodations | Regular Assessment with NO Accomodations | Alternate Assessment | Invalid Score | Absent | Medical Emergency | TOTAL |
|--------------------|--|---|-----------------------------|----------------------|---------------|--------------------------|--------------|
| 3rd Grade | 54 | 1 | 13 | 0 | 9 | 0 | 77 |
| 4th Grade | 68 | 0 | 11 | 0 | 2 | 0 | 81 |
| 5th Grade | 81 | 0 | 7 | 0 | 1 | 0 | 89 |
| 6th Grade | 68 | 2 | 8 | 0 | 2 | 0 | 80 |
| 7th Grade | 67 | 0 | 6 | 0 | 10 | 0 | 83 |
| 8th Grade | 55 | 0 | 7 | 0 | 5 | 0 | 67 |
| High School | 20 | 0 | 9 | 0 | 17 | 0 | 46 |
| TOTAL | 413 | 3 | 61 | 0 | 46 | 0 | 523 |
| PERCENTAGE | 79% | 1% | 12% | 0% | 9% | 0% | 96% |

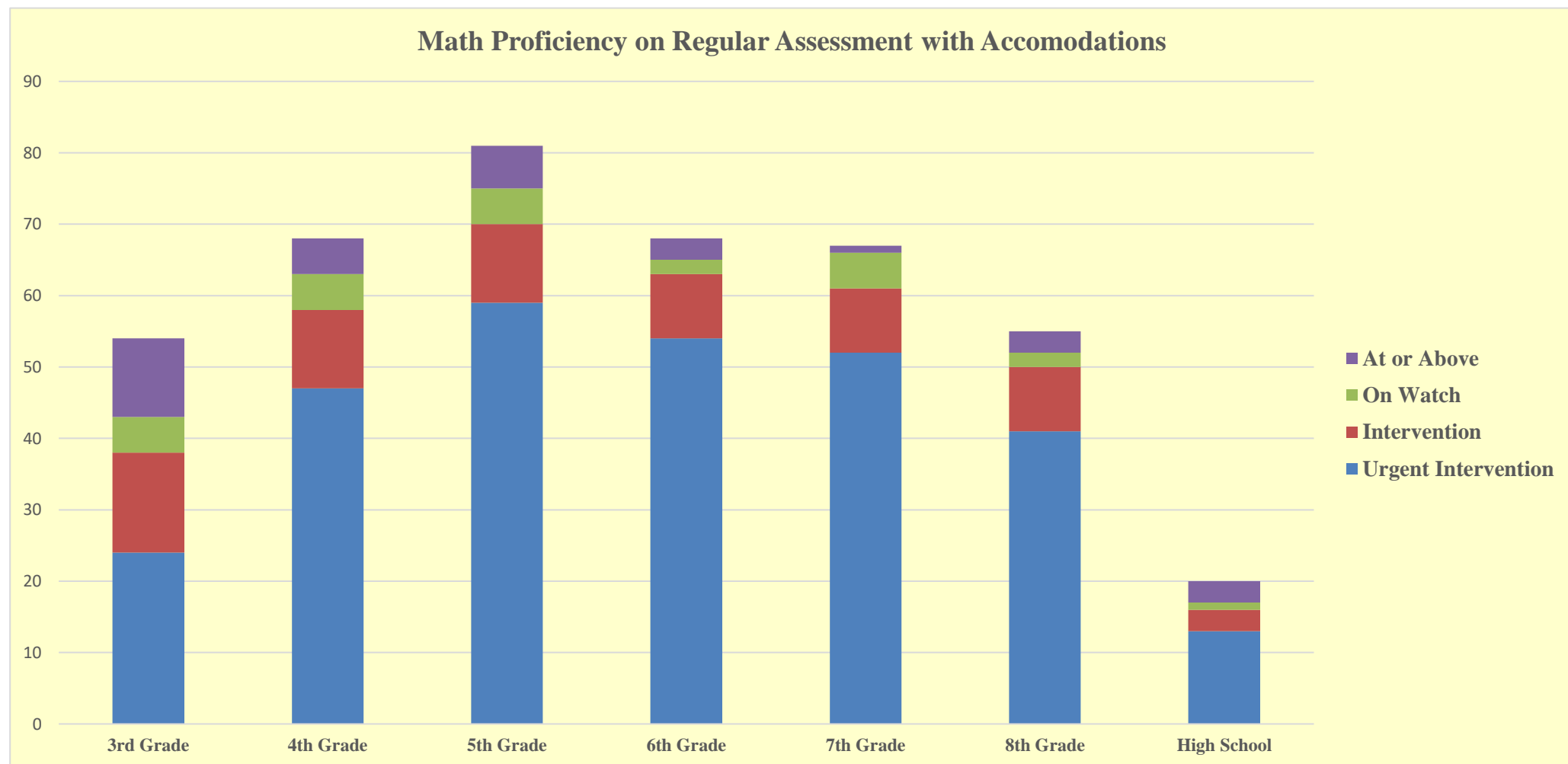
Participation of Students Math Assesment



**CNMI PUBLIC SCHOOL SYSTEM
SPECIAL EDUCATION PROGRAM
2020- 2021 ASSESSMENT DATA**

Math STAR MATH with Accommodations Proficiency Data


| MATH (W/ACCOM) | Urgent Intervention | Intervention | On Watch | At or Above | TOTAL |
|-----------------------|----------------------------|---------------------|-----------------|--------------------|--------------|
| 3rd Grade | 24 | 14 | 5 | 11 | 54 |
| 4th Grade | 47 | 11 | 5 | 5 | 68 |
| 5th Grade | 59 | 11 | 5 | 6 | 81 |
| 6th Grade | 54 | 9 | 2 | 3 | 68 |
| 7th Grade | 52 | 9 | 5 | 1 | 67 |
| 8th Grade | 41 | 9 | 2 | 3 | 55 |
| High School | 13 | 3 | 1 | 3 | 20 |
| TOTAL | 290 | 66 | 25 | 32 | 413 |



**CNMI PUBLIC SCHOOL SYSTEM
SPECIAL EDUCATION PROGRAM
2020- 2021 ASSESSMENT DATA**

Math STAR MATH without Accommodation Proficiency Data

| MATH (W/O ACCOM) | Urgent Intervention | Intervention | On Watch | At or Above | TOTAL |
|-------------------------|----------------------------|---------------------|-----------------|--------------------|--------------|
| 3rd Grade | 0 | 0 | 0 | 1 | 1 |
| 4th Grade | 0 | 0 | 0 | 0 | 0 |
| 5th Grade | 0 | 0 | 0 | 0 | 0 |
| 6th Grade | 1 | 0 | 0 | 1 | 2 |
| 7th Grade | 0 | 0 | 0 | 0 | 0 |
| 8th Grade | 0 | 0 | 0 | 0 | 0 |
| High School | 0 | 0 | 0 | 0 | 0 |
| TOTAL | 1 | 0 | 0 | 2 | 3 |



**CNMI PUBLIC SCHOOL SYSTEM
SPECIAL EDUCATION PROGRAM
2020- 2021 ASSESSMENT DATA**

Math Multi-State Alternate Assessment Proficiency Data

| MATH (AA) | Beginning | Developing | Proficient | Advanced | TOTAL |
|--------------------|------------------|-------------------|-------------------|-----------------|--------------|
| 3rd Grade | 3 | 3 | 7 | 0 | 13 |
| 4th Grade | 2 | 5 | 3 | 1 | 11 |
| 5th Grade | 2 | 1 | 3 | 1 | 7 |
| 6th Grade | 4 | 3 | 1 | 0 | 8 |
| 7th Grade | 2 | 1 | 3 | 0 | 6 |
| 8th Grade | 1 | 0 | 3 | 3 | 7 |
| High School | 1 | 3 | 5 | 0 | 9 |
| TOTAL | 15 | 16 | 25 | 5 | 61 |

