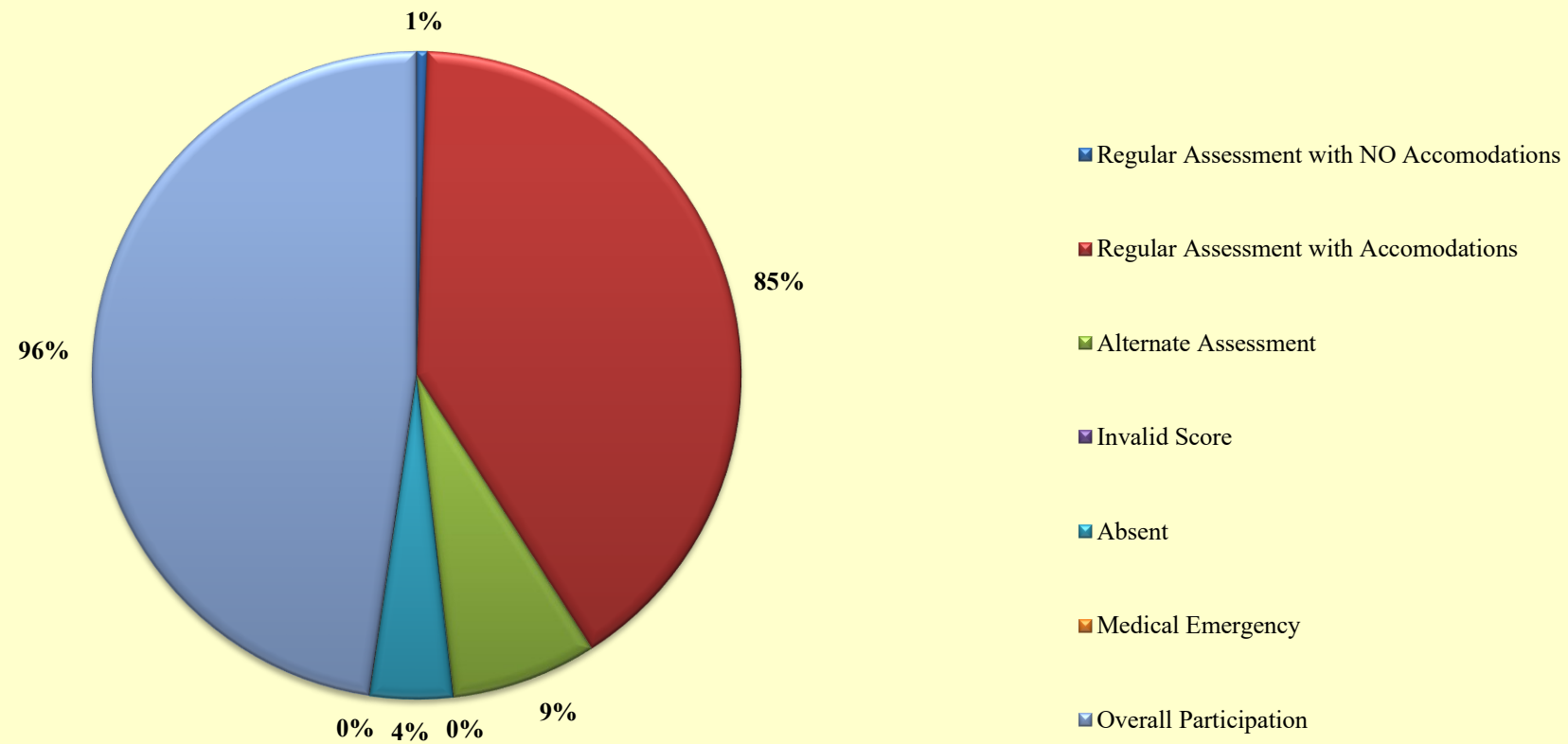


**CNMI PUBLIC SCHOOL SYSTEM
SPECIAL EDUCATION PROGRAM
2024- 2025 ASSESSMENT DATA**

MATH	Regular Assessment with Accomodations	Regular Assessment with NO Accomodations	Alternate Assessment	Invalid Score	Absent	Medical Emergency	TOTAL
3rd Grade	67	0	6	0	2	0	75
4th Grade	52	0	8	0	2	0	62
5th Grade	88	0	9	0	1	0	98
6th Grade	74	1	13	0	0	0	88
7th Grade	74	0	10	0	4	0	88
8th Grade	69	3	5	0	1	0	78
High School	35	0	6	0	9	0	50
TOTAL	459	4	57	0	19	0	539
PERCENTAGE	85%	1%	11%	0%	4%	0%	96%

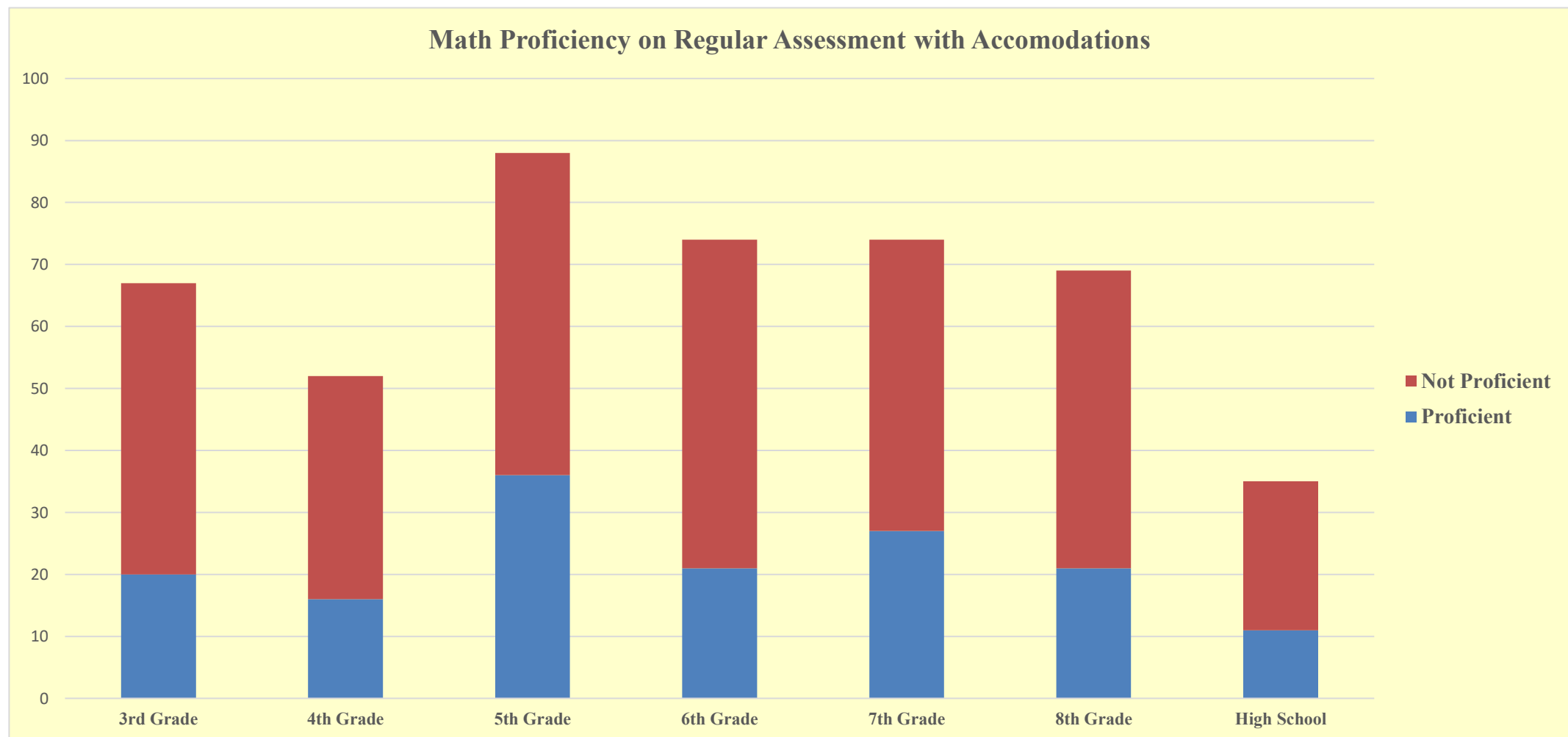
Participation of Students Math Asssessment



**CNMI PUBLIC SCHOOL SYSTEM
SPECIAL EDUCATION PROGRAM
2024- 2025 ASSESSMENT DATA**

STAR MATH with Accomodations Proficiency Data

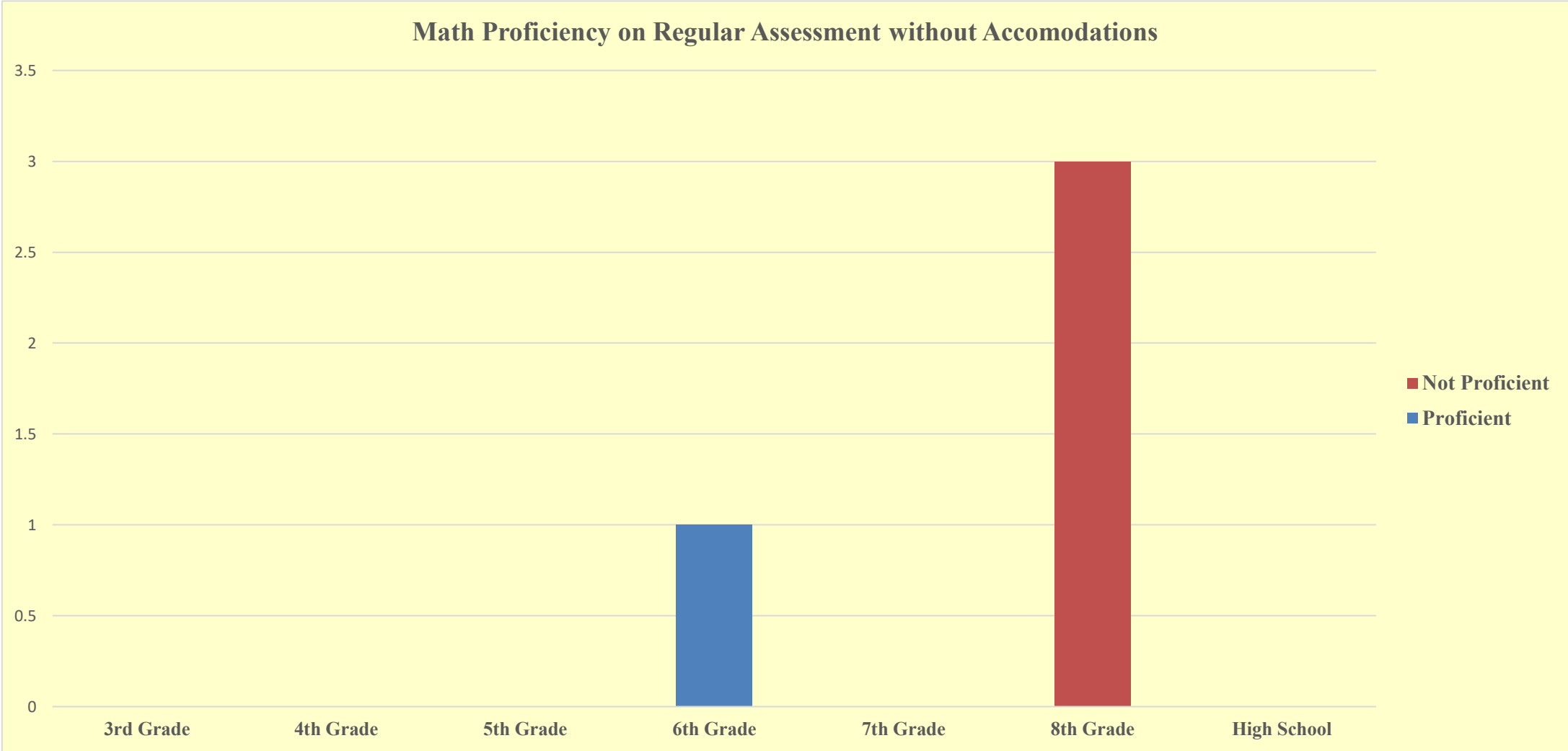
MATH (W/ACCOM)	Proficient	Not Proficient	TOTAL
3rd Grade	20	47	67
4th Grade	16	36	52
5th Grade	36	52	88
6th Grade	21	53	74
7th Grade	27	47	74
8th Grade	21	48	69
High School	11	24	35
TOTAL	152	307	459



**CNMI PUBLIC SCHOOL SYSTEM
SPECIAL EDUCATION PROGRAM
2024- 2025 ASSESSMENT DATA**

STAR MATH without Accomodation Proficiency Data

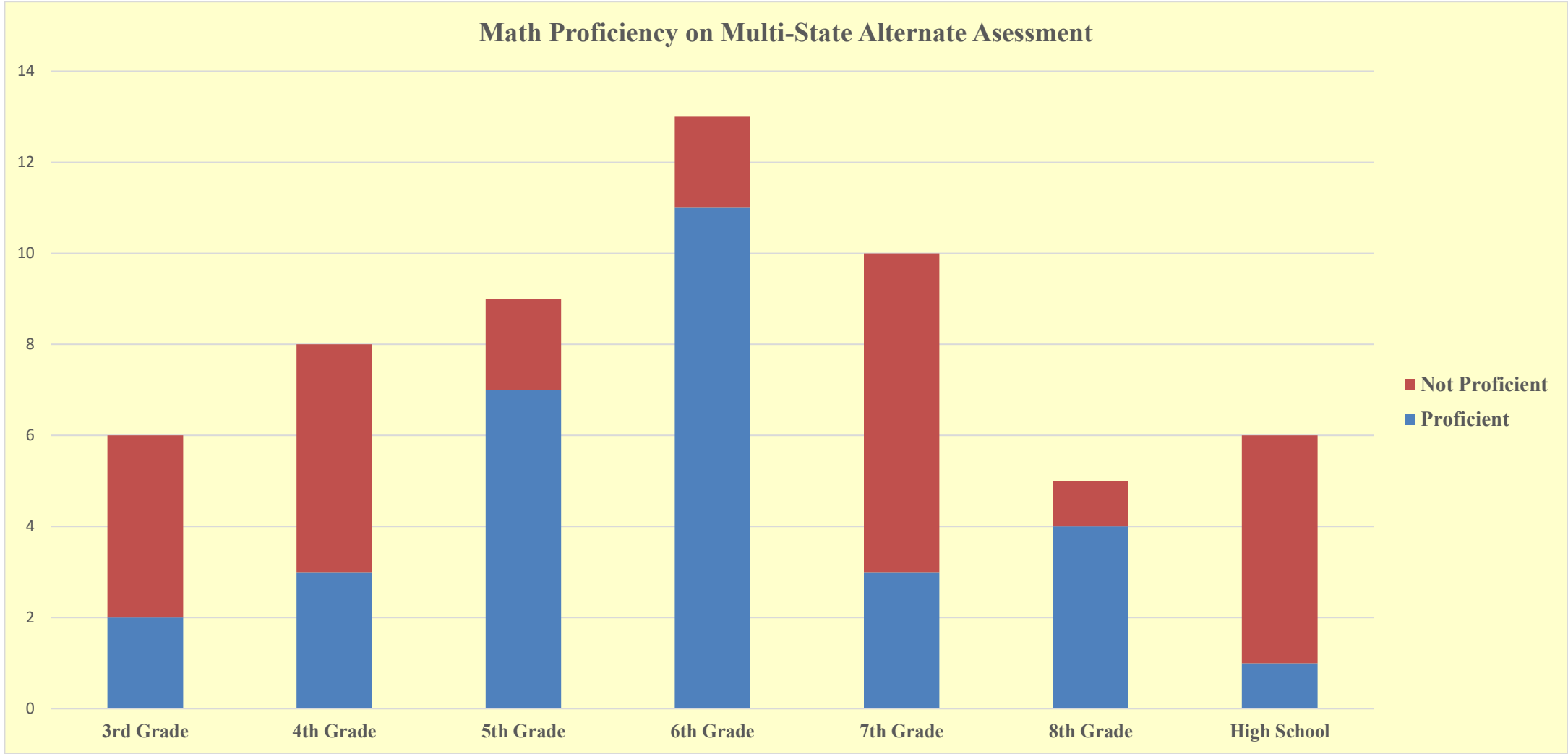
MATH (W/O ACCOM)	Proficient	Not Proficient	TOTAL
3rd Grade	0	0	0
4th Grade	0	0	0
5th Grade	0	0	0
6th Grade	1	0	1
7th Grade	0	0	0
8th Grade	0	3	3
High School	0	0	0
TOTAL	1	3	4



**CNMI PUBLIC SCHOOL SYSTEM
SPECIAL EDUCATION PROGRAM
2024- 2025 ASSESSMENT DATA**

Math Multi-State Alternate Assessment Proficiency Data

MATH (AA)	Proficient	Not Proficient	TOTAL
3rd Grade	2	4	6
4th Grade	3	5	8
5th Grade	7	2	9
6th Grade	11	2	13
7th Grade	3	7	10
8th Grade	4	1	5
High School	1	5	6
TOTAL	31	26	57

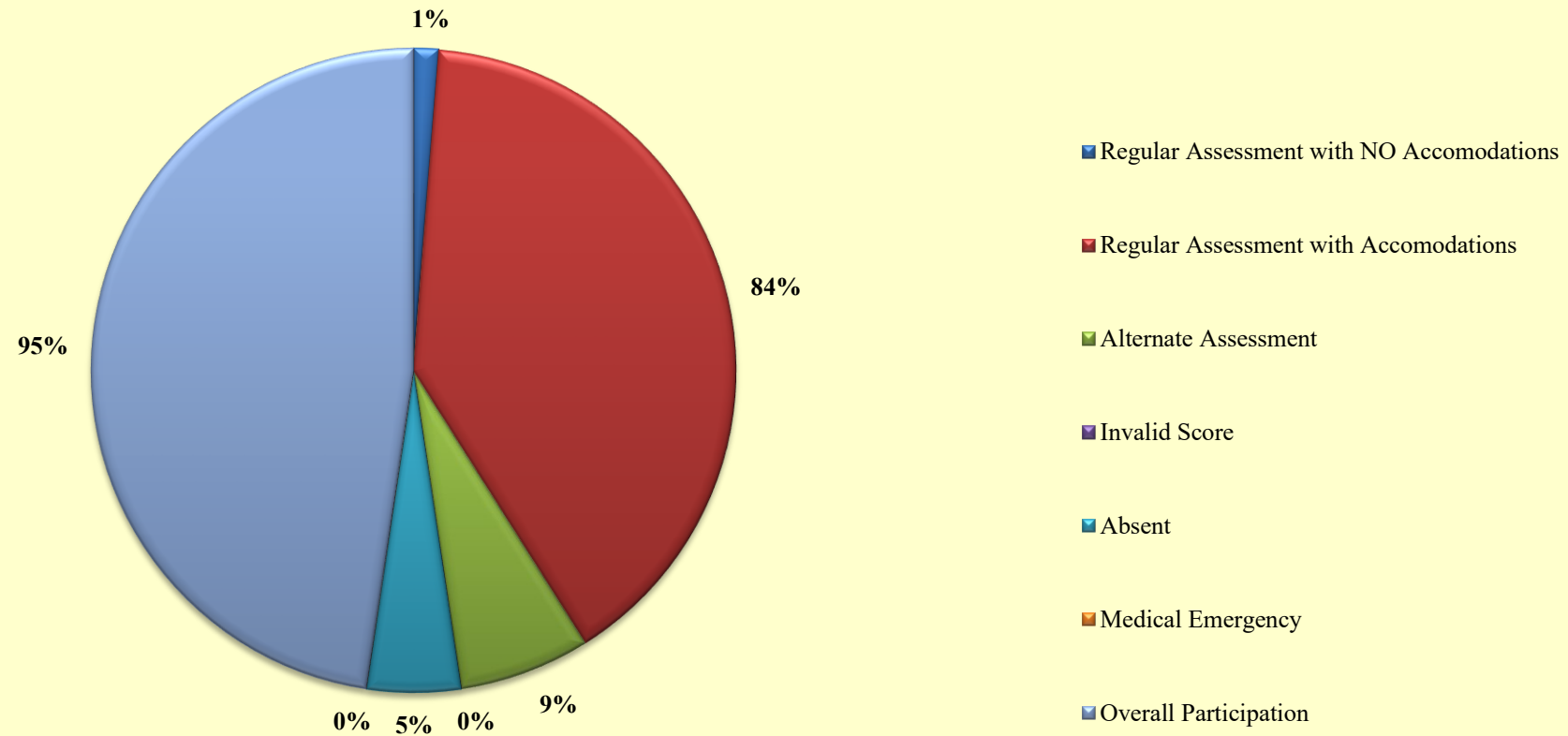


**CNMI PUBLIC SCHOOL SYSTEM
SPECIAL EDUCATION PROGRAM
2024- 2025 ASSESSMENT DATA**

**CNMI PUBLIC SCHOOL SYSTEM
SPECIAL EDUCATION PROGRAM
2024 - 2025 ASSESSMENT DATA**

READING	Regular Assessment with Accomodations	Regular Assessment with NO Accomodations	Alternate Assessment	Invalid Score	Absent	Medical Emergency	TOTAL
3rd Grade	59	0	6	0	10	0	75
4th Grade	52	0	8	0	2	0	62
5th Grade	87	0	9	0	2	0	98
6th Grade	72	1	13	0	2	0	88
7th Grade	70	0	10	0	8	0	88
8th Grade	69	3	5	0	1	0	78
High School	38	1	6	0	5	0	50
TOTAL	447	5	57	0	30	0	539
PERCENTAGE	83%	1%	11%	0%	6%	0%	95%

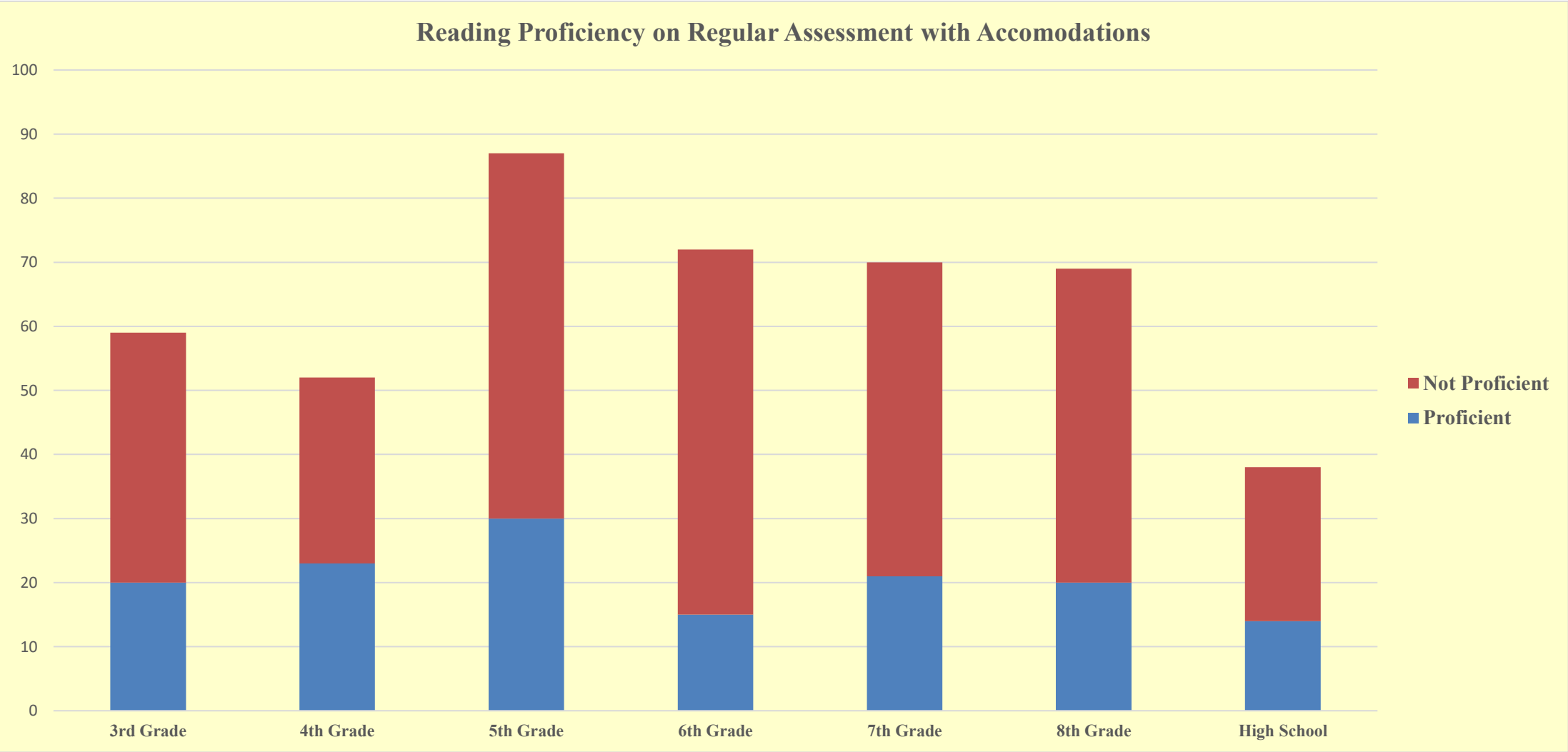
Participation of Students Reading Assessment



**CNMI PUBLIC SCHOOL SYSTEM
SPECIAL EDUCATION PROGRAM
2024 - 2025 ASSESSMENT DATA**

STAR READING with Accomodations Proficiency Data

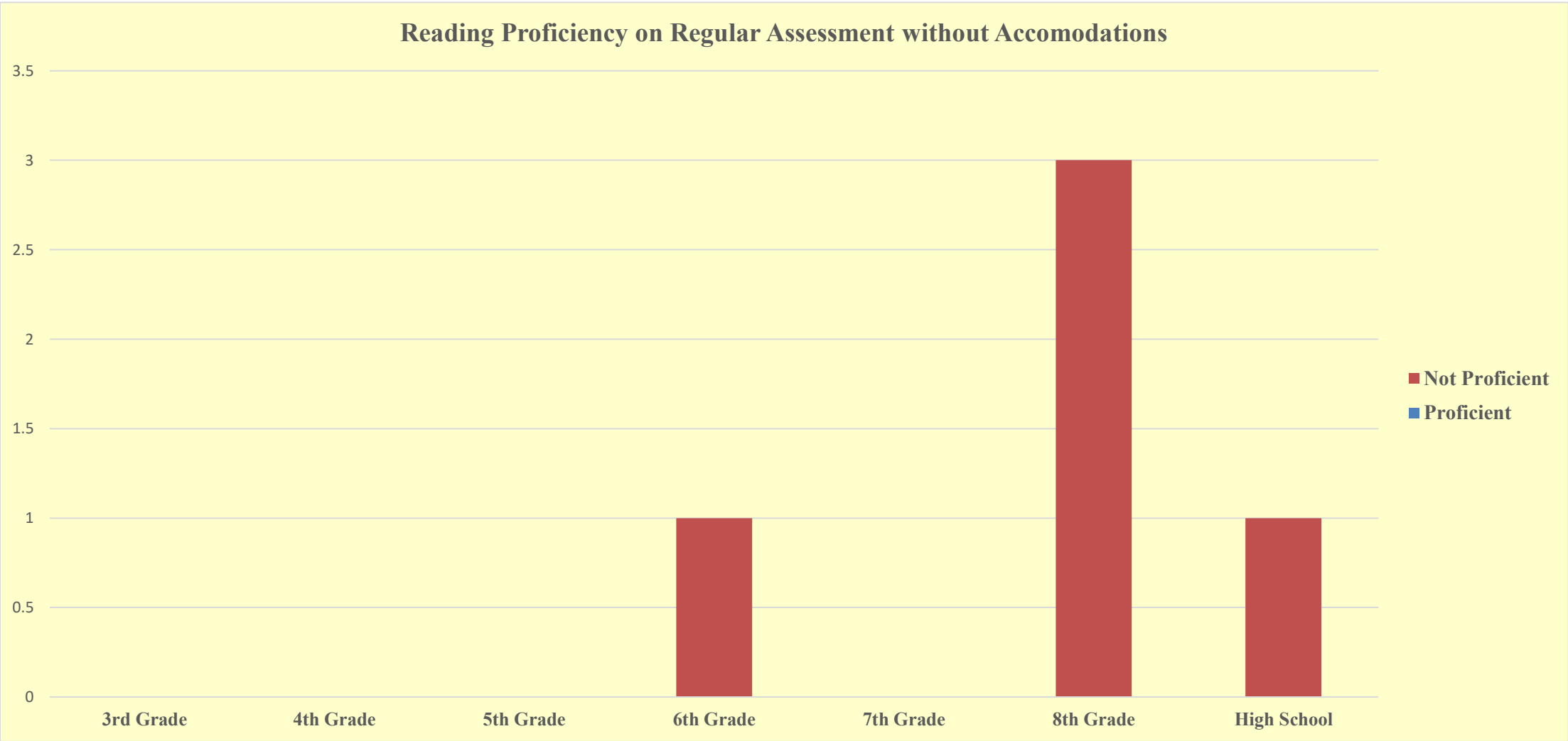
READING (W/ACCOM)	Proficient	Not Proficient	TOTAL
3rd Grade	20	39	59
4th Grade	23	29	52
5th Grade	30	57	87
6th Grade	15	57	72
7th Grade	21	49	70
8th Grade	20	49	69
High School	14	24	38
TOTAL	143	304	447



**CNMI PUBLIC SCHOOL SYSTEM
SPECIAL EDUCATION PROGRAM
2024 - 2025 ASSESSMENT DATA**

STAR READING without Accomodation Proficiency Data

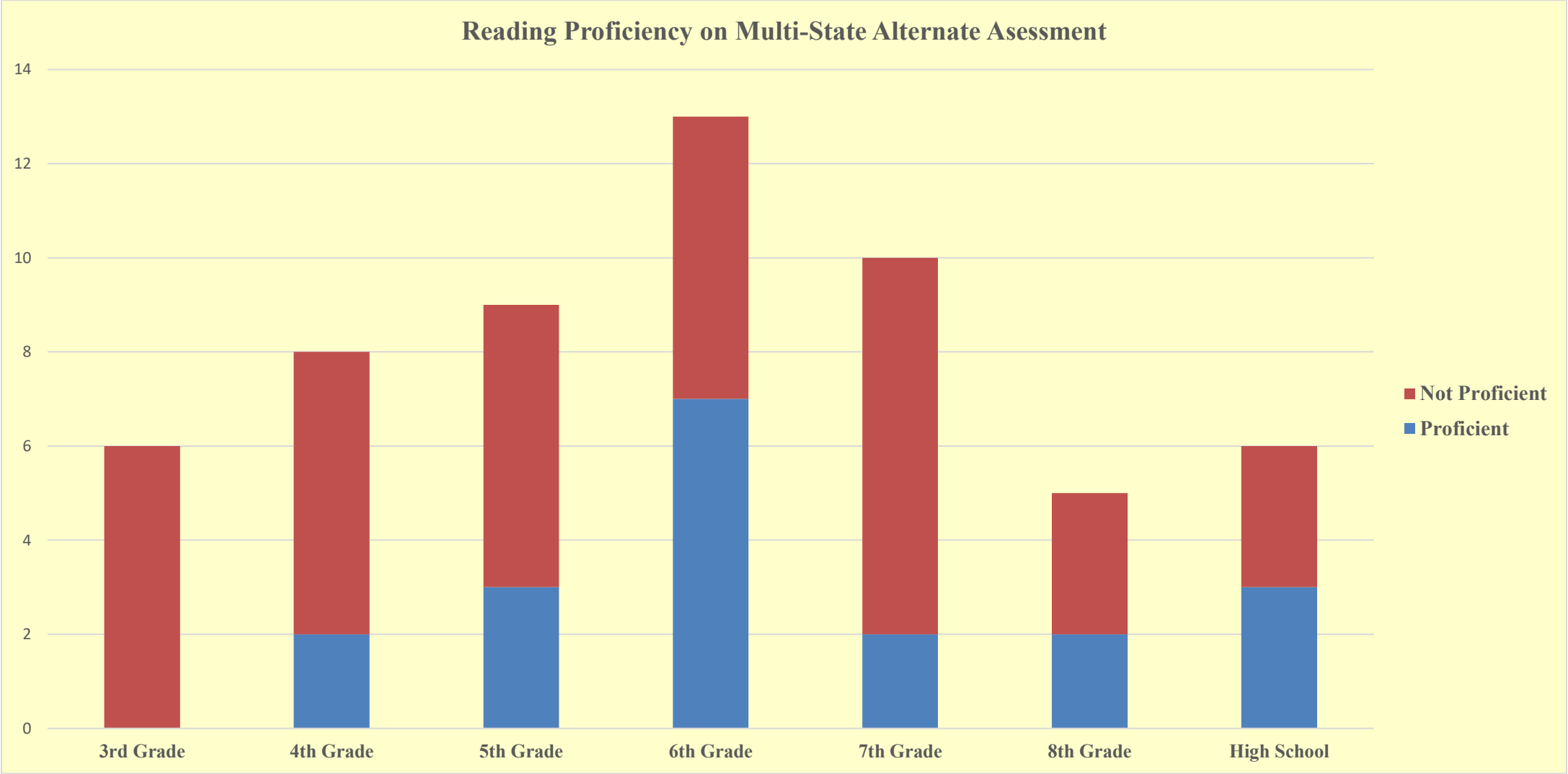
READING (W/O ACCOM)	Proficient	Not Proficient	TOTAL
3rd Grade	0	0	0
4th Grade	0	0	0
5th Grade	0	0	0
6th Grade	0	1	1
7th Grade	0	0	0
8th Grade	0	3	3
High School	0	1	1
TOTAL	0	5	5



**CNMI PUBLIC SCHOOL SYSTEM
SPECIAL EDUCATION PROGRAM
2024 - 2025 ASSESSMENT DATA**

Reading Multi-State Alternate Assessment Proficiency Data

READING (AA)	Proficient	Not Proficient	TOTAL
3rd Grade	0	6	6
4th Grade	2	6	8
5th Grade	3	6	9
6th Grade	7	6	13
7th Grade	2	8	10
8th Grade	2	3	5
High School	3	3	6
TOTAL	19	38	57



**CNMI PUBLIC SCHOOL SYSTEM
SPECIAL EDUCATION PROGRAM
2024 - 2025 ASSESSMENT DATA**