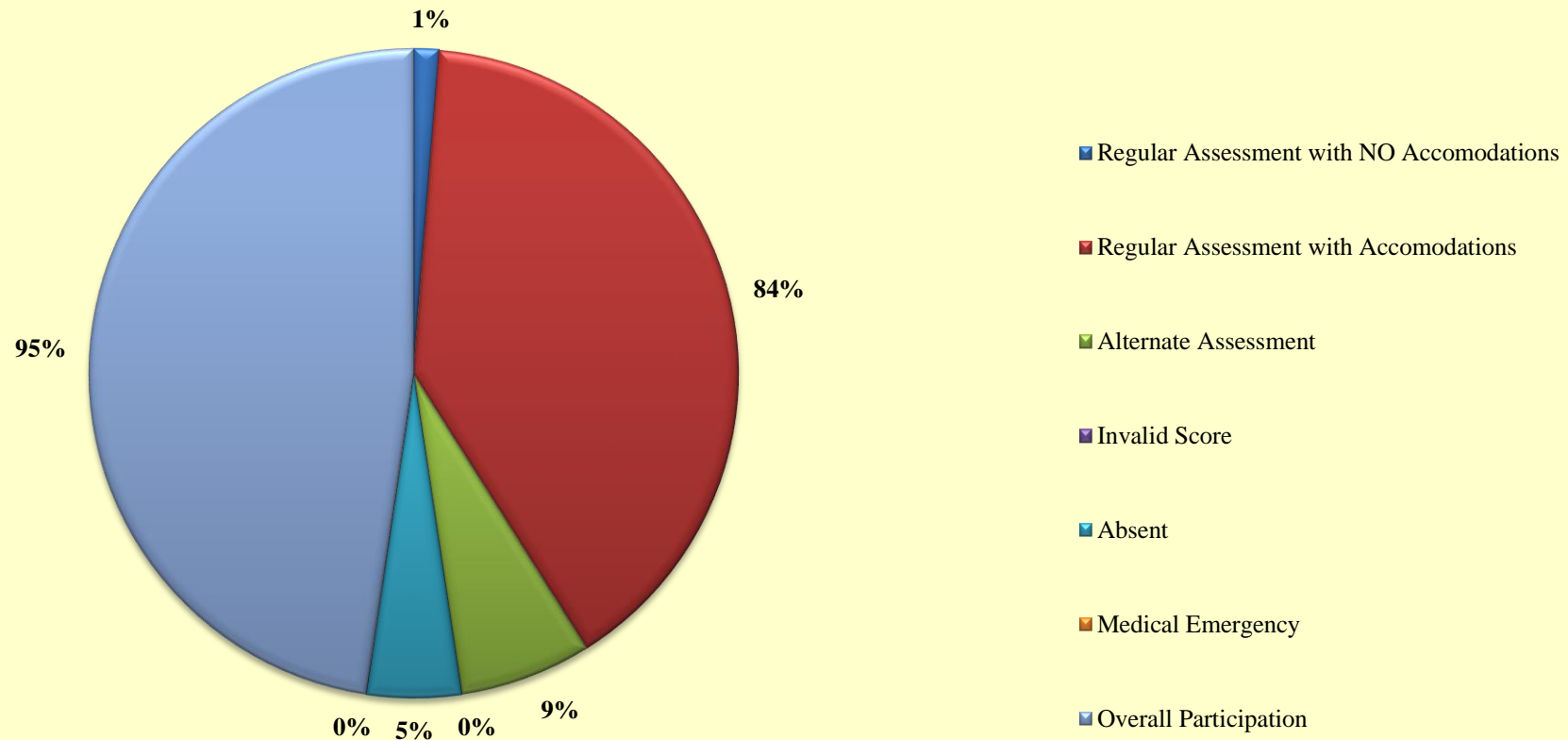


**CNMI PUBLIC SCHOOL SYSTEM
SPECIAL EDUCATION PROGRAM
2021 - 2022 ASSESSMENT DATA**

READING	Regular Assessment with NO Accomodations	Regular Assessment with Accomodations	Alternate Assessment	Invalid Score	Absent	Medical Emergen cy	TOTAL
3rd Grade	57	0	6	0	7	0	70
4th Grade	69	0	13	0	0	0	82
5th Grade	66	0	12	0	3	0	81
6th Grade	81	0	9	0	2	0	92
7th Grade	68	1	10	0	3	0	82
8th Grade	72	0	7	0	2	0	81
High School	34	0	7	0	3	0	44
TOTAL	447	1	64	0	20	0	532
PERCENTAGE	84%	0%	12%	0%	4%	0%	95%

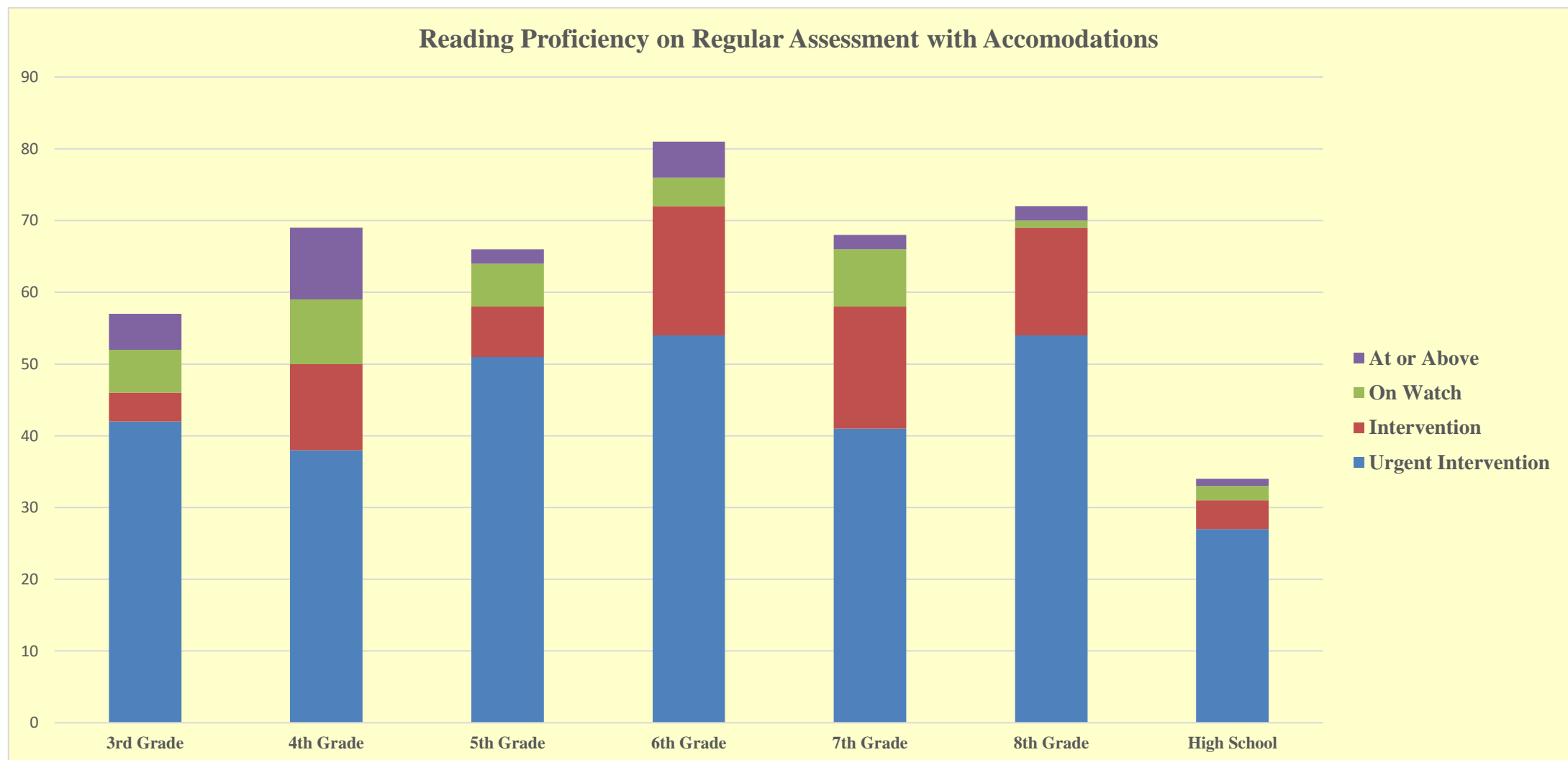
Participation of Students Reading Assesment



**CNMI PUBLIC SCHOOL SYSTEM
SPECIAL EDUCATION PROGRAM
2021 - 2022 ASSESSMENT DATA**

STAR READING with Accommodations Proficiency Data

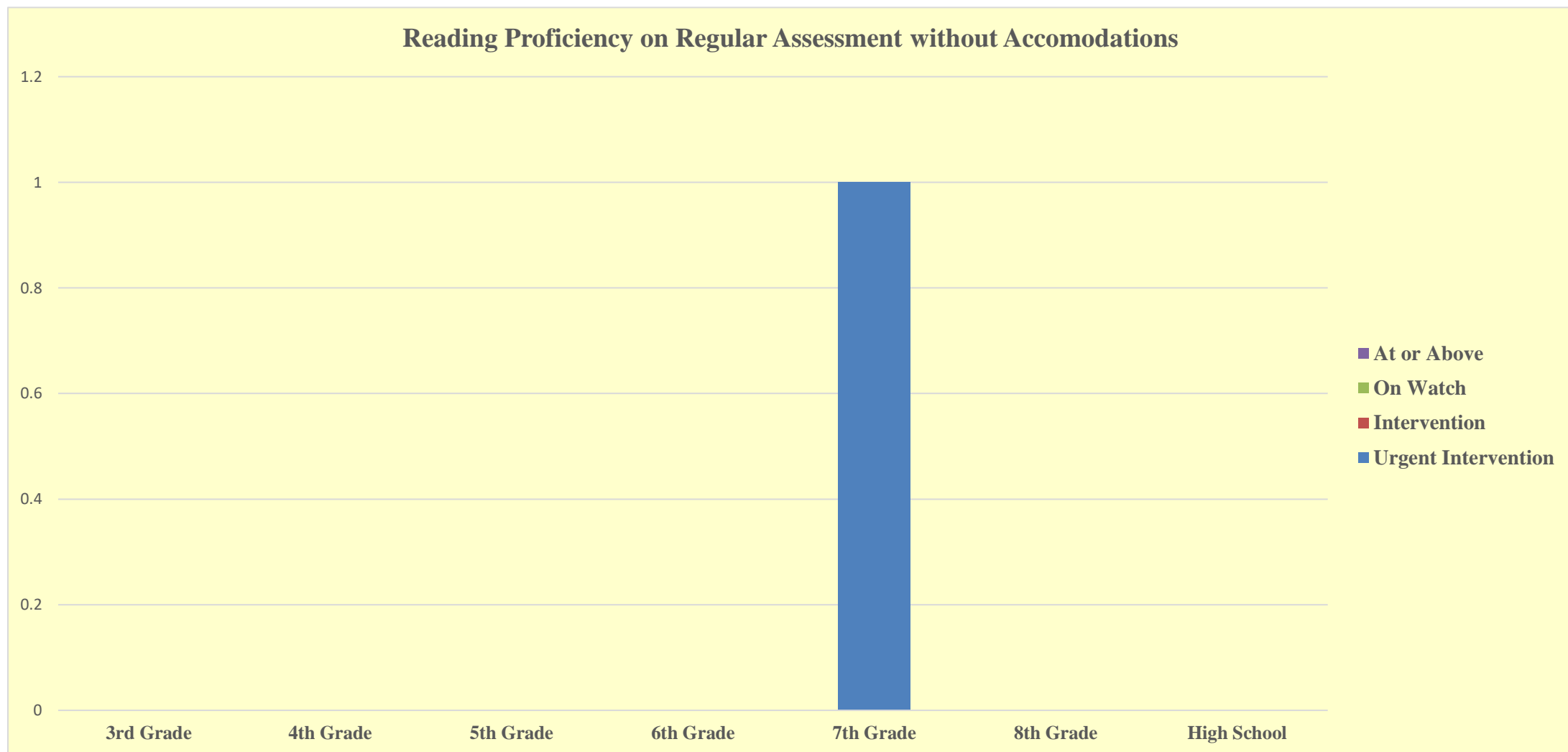
READING (W/ACCOM)	Urgent Intervention	Intervention	On Watch	At or Above	TOTAL
3rd Grade	42	4	6	5	57
4th Grade	38	12	9	10	69
5th Grade	51	7	6	2	66
6th Grade	54	18	4	5	81
7th Grade	41	17	8	2	68
8th Grade	54	15	1	2	72
High School	27	4	2	1	34
TOTAL	307	77	36	27	447



**CNMI PUBLIC SCHOOL SYSTEM
SPECIAL EDUCATION PROGRAM
2021 - 2022 ASSESSMENT DATA**

STAR READING without Accomodation Proficiency Data

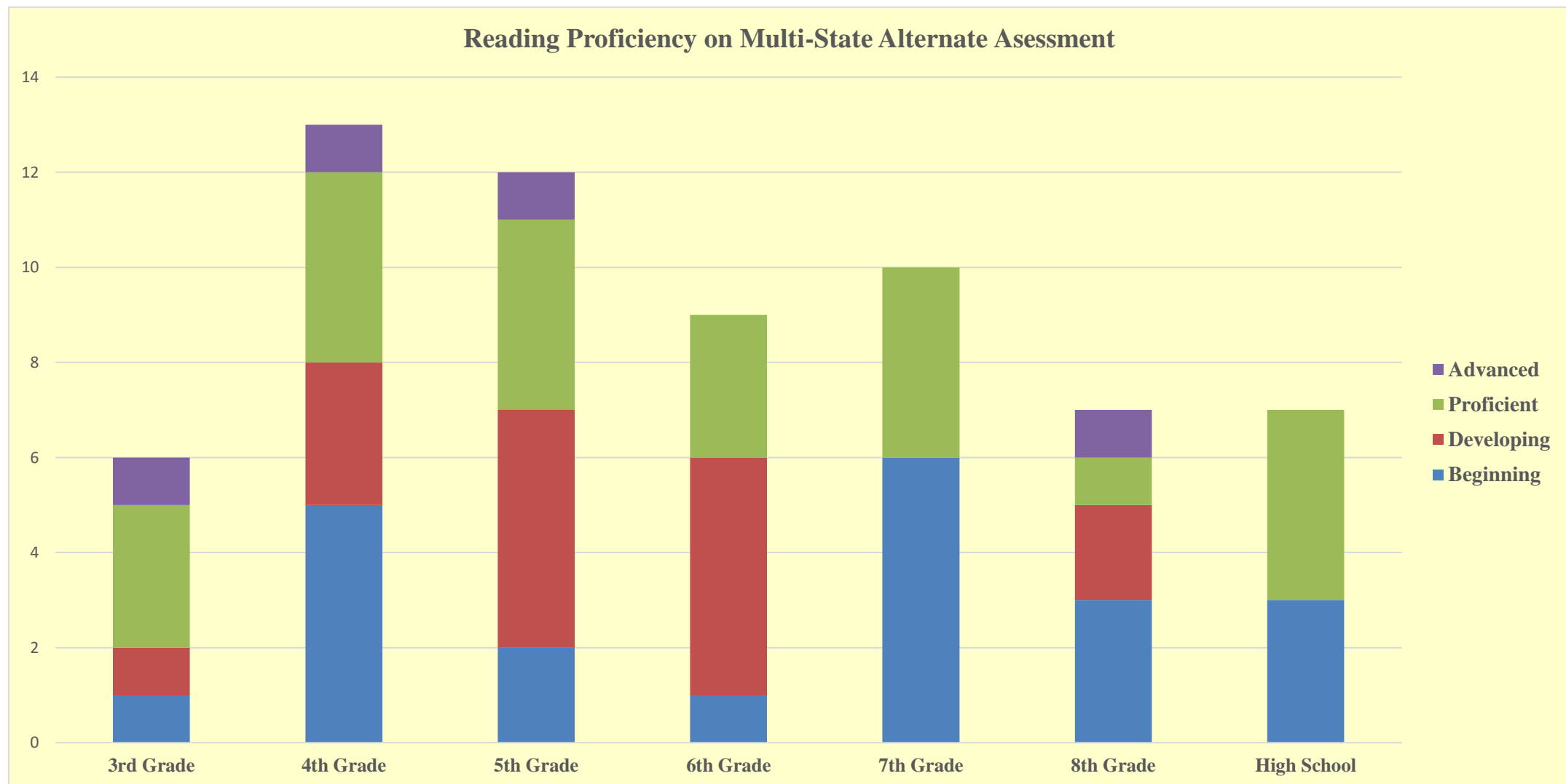
READING (W/O ACCOM)	Urgent Intervention	Intervention	On Watch	At or Above	TOTAL
3rd Grade	0	0	0	0	0
4th Grade	0	0	0	0	0
5th Grade	0	0	0	0	0
6th Grade	0	0	0	0	0
7th Grade	1	0	0	0	1
8th Grade	0	0	0	0	0
High School	0	0	0	0	0
TOTAL	1	0	0	0	1



**CNMI PUBLIC SCHOOL SYSTEM
SPECIAL EDUCATION PROGRAM
2021 - 2022 ASSESSMENT DATA**

Reading Multi-State Alternate Assessment Proficiency Data

READING (AA)	Beginning	Developing	Proficient	Advanced	TOTAL
3rd Grade	1	1	3	1	6
4th Grade	5	3	4	1	13
5th Grade	2	5	4	1	12
6th Grade	1	5	3	0	9
7th Grade	6	0	4	0	10
8th Grade	3	2	1	1	7
High School	3	0	4	0	7
TOTAL	21	16	23	4	64



**CNMI PUBLIC SCHOOL SYSTEM
SPECIAL EDUCATION PROGRAM
2021 - 2022 ASSESSMENT DATA**