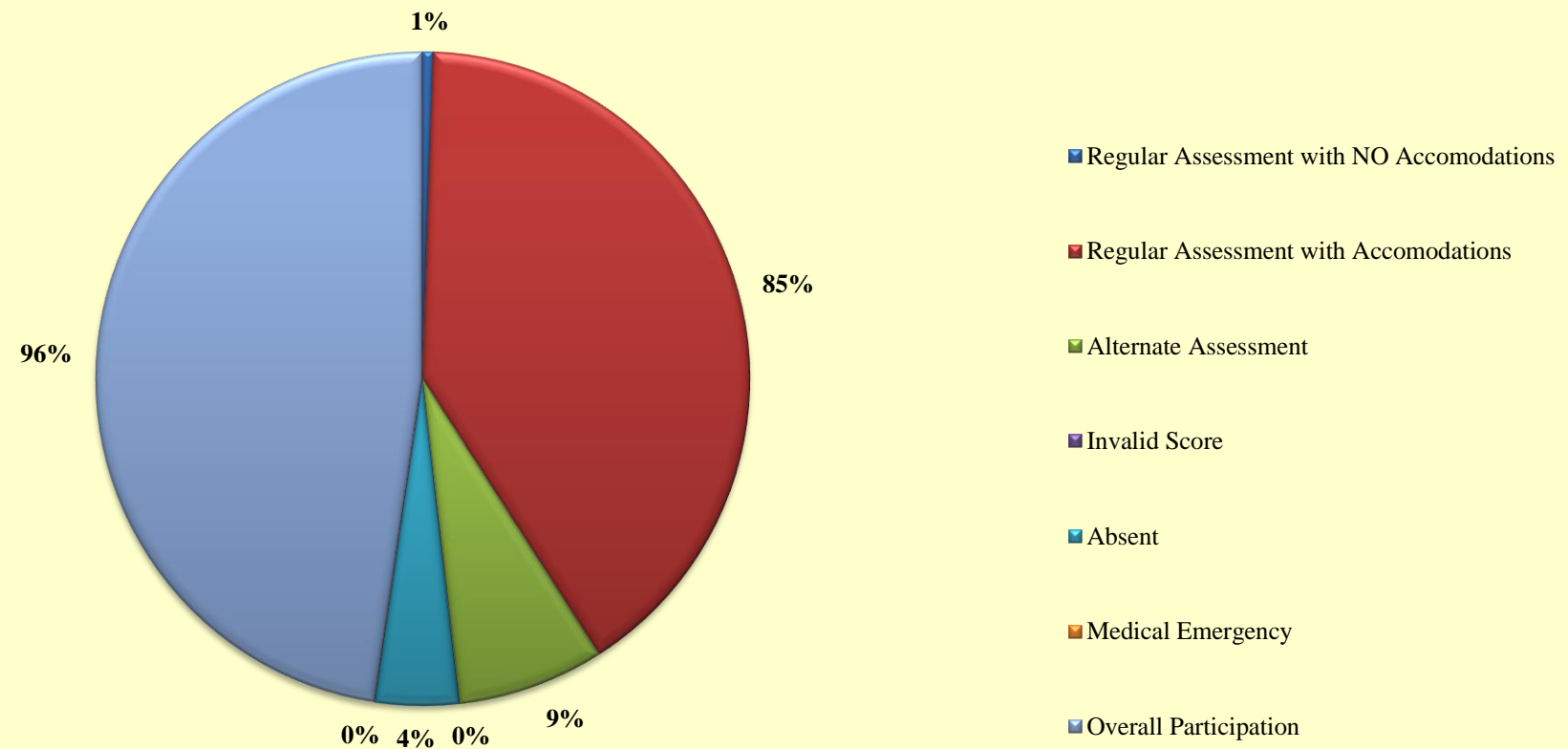


**CNMI PUBLIC SCHOOL SYSTEM
SPECIAL EDUCATION PROGRAM
2020- 2021 ASSESSMENT DATA**

MATH	Regular Assessment with Accomodations	Regular Assessment with NO Accomodations	Alternate Assessment	Invalid Score	Absent	Medical Emergency	TOTAL
3rd Grade	54	1	13	0	9	0	77
4th Grade	68	0	11	0	2	0	81
5th Grade	81	0	7	0	1	0	89
6th Grade	68	2	8	0	2	0	80
7th Grade	67	0	6	0	10	0	83
8th Grade	55	0	7	0	5	0	67
High School	20	0	9	0	17	0	46
TOTAL	413	3	61	0	46	0	523
PERCENTAGE	79%	1%	12%	0%	9%	0%	96%

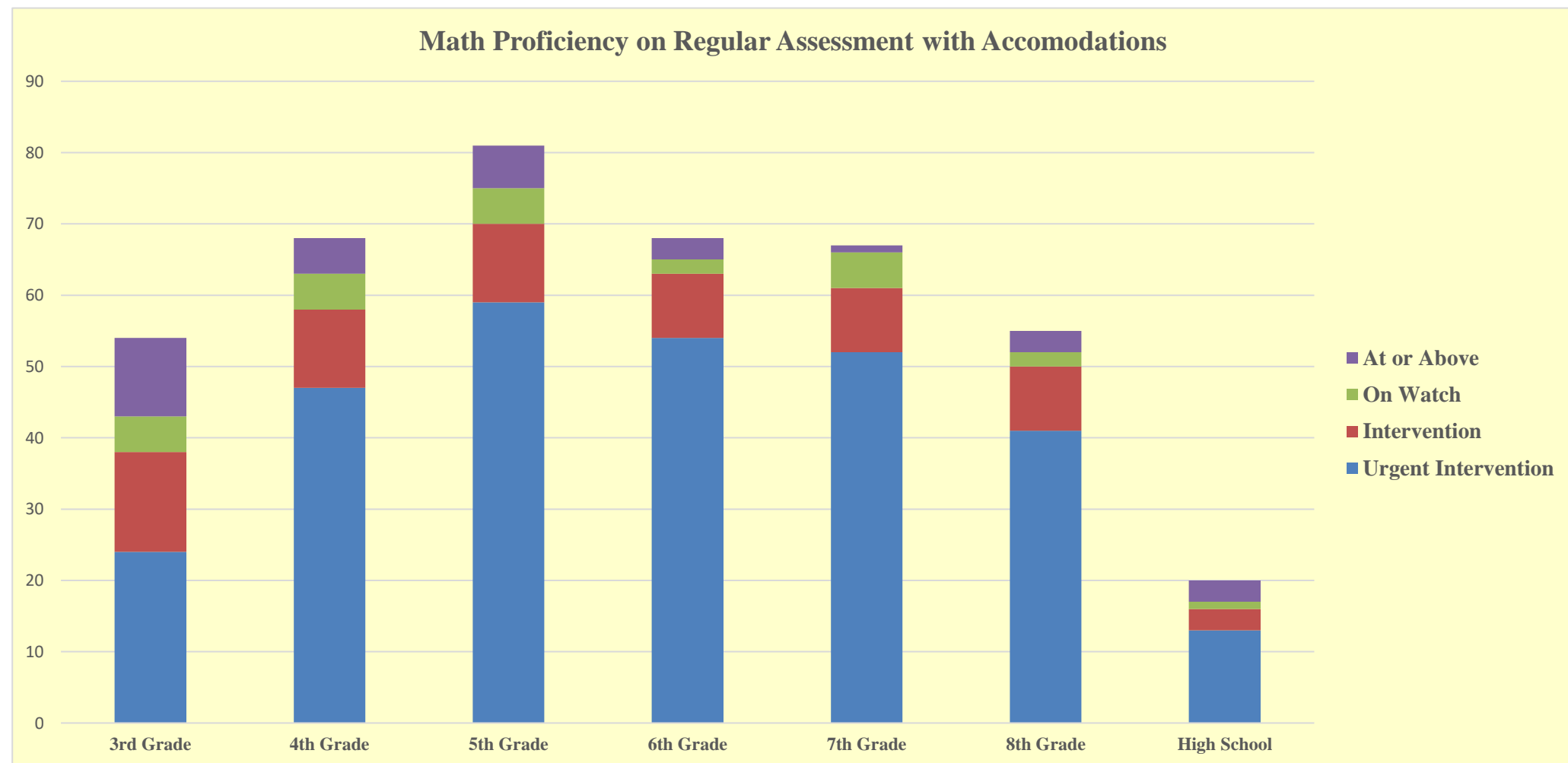
Participation of Students Math Assesment



**CNMI PUBLIC SCHOOL SYSTEM
SPECIAL EDUCATION PROGRAM
2020- 2021 ASSESSMENT DATA**

STAR MATH with Accommodations Proficiency Data


MATH (W/ACCOM)	Urgent Intervention	Intervention	On Watch	At or Above	TOTAL
3rd Grade	24	14	5	11	54
4th Grade	47	11	5	5	68
5th Grade	59	11	5	6	81
6th Grade	54	9	2	3	68
7th Grade	52	9	5	1	67
8th Grade	41	9	2	3	55
High School	13	3	1	3	20
TOTAL	290	66	25	32	413



**CNMI PUBLIC SCHOOL SYSTEM
SPECIAL EDUCATION PROGRAM
2020- 2021 ASSESSMENT DATA**

STAR MATH without Accomodation Proficiency Data

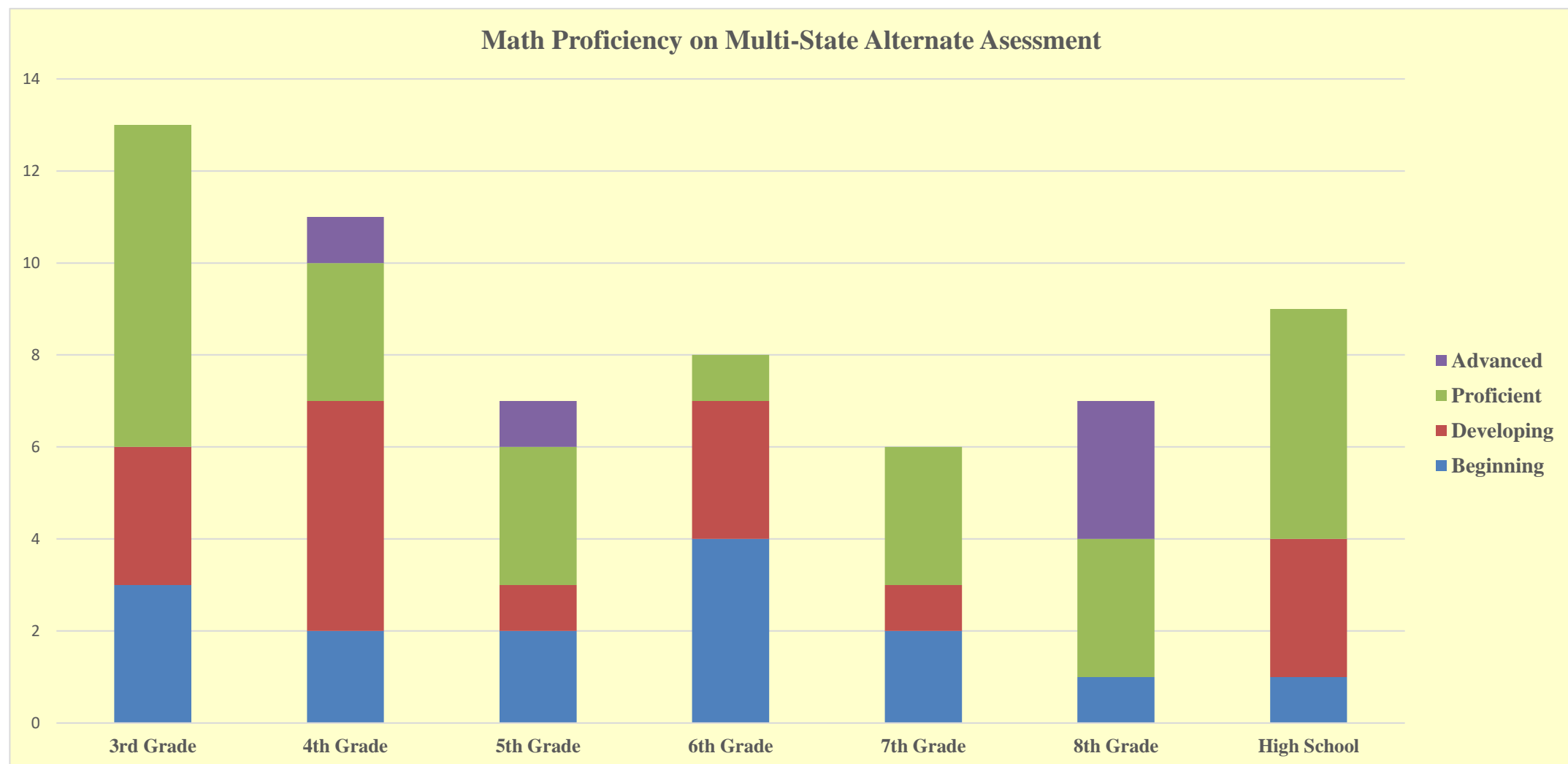
MATH (W/O ACCOM)	Urgent Intervention	Intervention	On Watch	At or Above	TOTAL
3rd Grade	0	0	0	1	1
4th Grade	0	0	0	0	0
5th Grade	0	0	0	0	0
6th Grade	1	0	0	1	2
7th Grade	0	0	0	0	0
8th Grade	0	0	0	0	0
High School	0	0	0	0	0
TOTAL	1	0	0	2	3



**CNMI PUBLIC SCHOOL SYSTEM
SPECIAL EDUCATION PROGRAM
2020- 2021 ASSESSMENT DATA**

Math Multi-State Alternate Assessment Proficiency Data

MATH (AA)	Beginning	Developing	Proficient	Advanced	TOTAL
3rd Grade	3	3	7	0	13
4th Grade	2	5	3	1	11
5th Grade	2	1	3	1	7
6th Grade	4	3	1	0	8
7th Grade	2	1	3	0	6
8th Grade	1	0	3	3	7
High School	1	3	5	0	9
TOTAL	15	16	25	5	61



**CNMI PUBLIC SCHOOL SYSTEM
SPECIAL EDUCATION PROGRAM
2020- 2021 ASSESSMENT DATA**