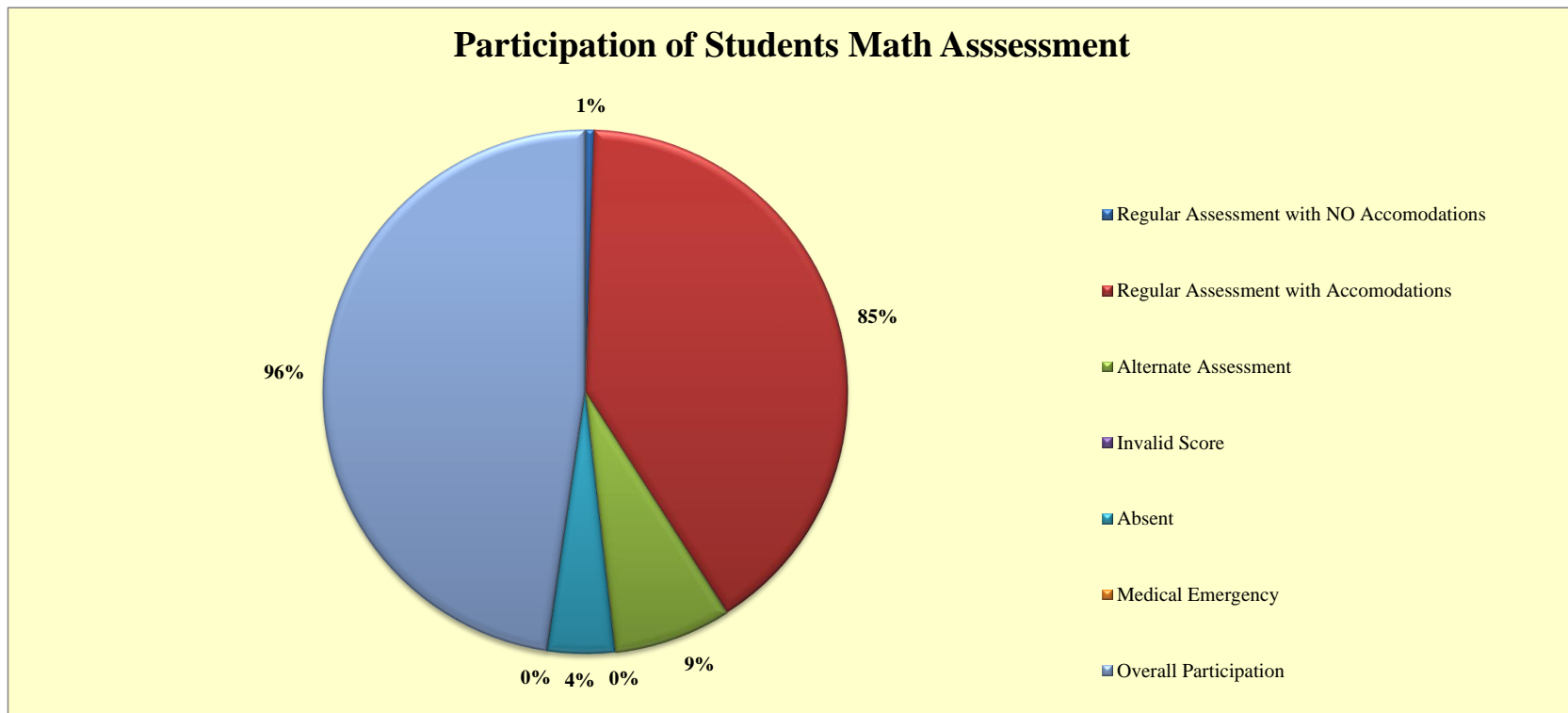


**CNMI PUBLIC SCHOOL SYSTEM
SPECIAL EDUCATION PROGRAM
2018- 2019 ASSESSMENT DATA**


MATH	Regular Assessment with Accommodations	Regular Assessment with NO Accommodations	Alternate Assessment	Invalid Score	Absent	Medical Emergency	TOTAL
3rd Grade	74	0	6	0	4	0	84
4th Grade	64	2	6	0	4	0	76
5th Grade	69	1	4	0	3	0	77
6th Grade	60	0	5	0	1	0	66
7th Grade	48	0	8	0	3	0	59
8th Grade	47	0	10	0	3	0	60
High School	49	4	6	0	3	0	62
TOTAL	411	7	45	0	21	0	484
PERCENTAGE	85%	1%	9%	0%	4%	0%	96%



**CNMI PUBLIC SCHOOL SYSTEM
SPECIAL EDUCATION PROGRAM
2018- 2019 ASSESSMENT DATA**

Math ACT Aspire with Accommodations Proficiency Data


MATH (W/ACCOM)	In Need of Support	Close	Ready	Exceeding	TOTAL
3rd Grade	55	17	2	0	74
4th Grade	37	25	2	0	64
5th Grade	35	34	0	0	69
6th Grade	43	17	0	0	60
7th Grade	46	2	0	0	48
8th Grade	45	2	0	0	47
High School	49	0	0	0	49
TOTAL	310	97	4	0	411



**CNMI PUBLIC SCHOOL SYSTEM
SPECIAL EDUCATION PROGRAM
2018- 2019 ASSESSMENT DATA**

Math ACT Aspire without Accommodation Proficiency Data

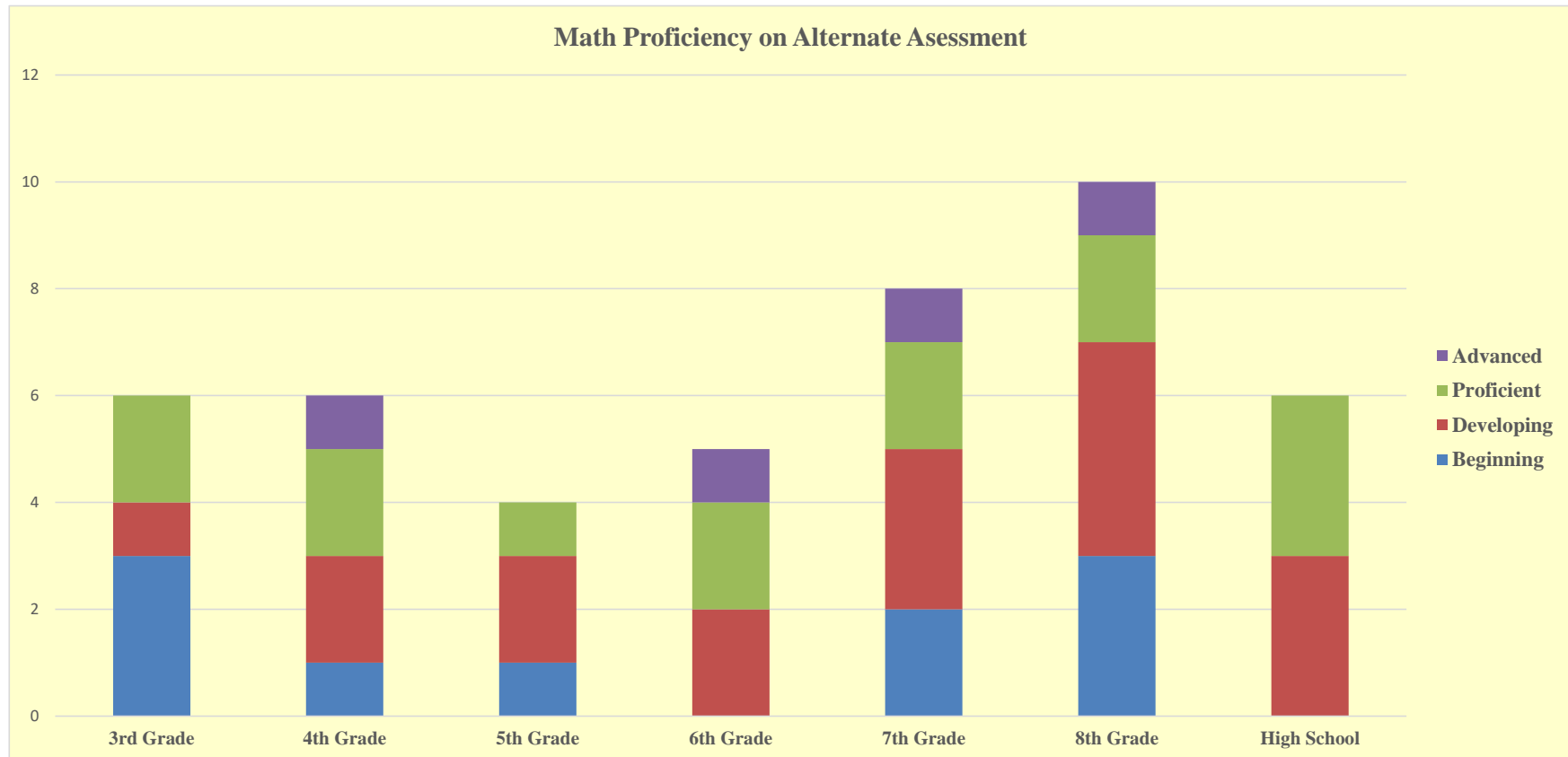
MATH (W/O ACCOM)	In Need of Support	Close	Ready	Exceeding	TOTAL
3rd Grade	0	0	0	0	0
4th Grade	1	1	0	0	2
5th Grade	1	0	0	0	1
6th Grade	0	0	0	0	0
7th Grade	0	0	0	0	0
8th Grade	0	0	0	0	0
High School	4	0	0	0	4
TOTAL	6	1	0	0	7



**CNMI PUBLIC SCHOOL SYSTEM
SPECIAL EDUCATION PROGRAM
2018- 2019 ASSESSMENT DATA**

Math Alternate Assessment Proficiency Data

MATH (AA)	Beginning	Developing	Proficient	Advanced	TOTAL
3rd Grade	3	1	2	0	6
4th Grade	1	2	2	1	6
5th Grade	1	2	1	0	4
6th Grade	0	2	2	1	5
7th Grade	2	3	2	1	8
8th Grade	3	4	2	1	10
High School	0	3	3	0	6
TOTAL	10	17	14	4	45

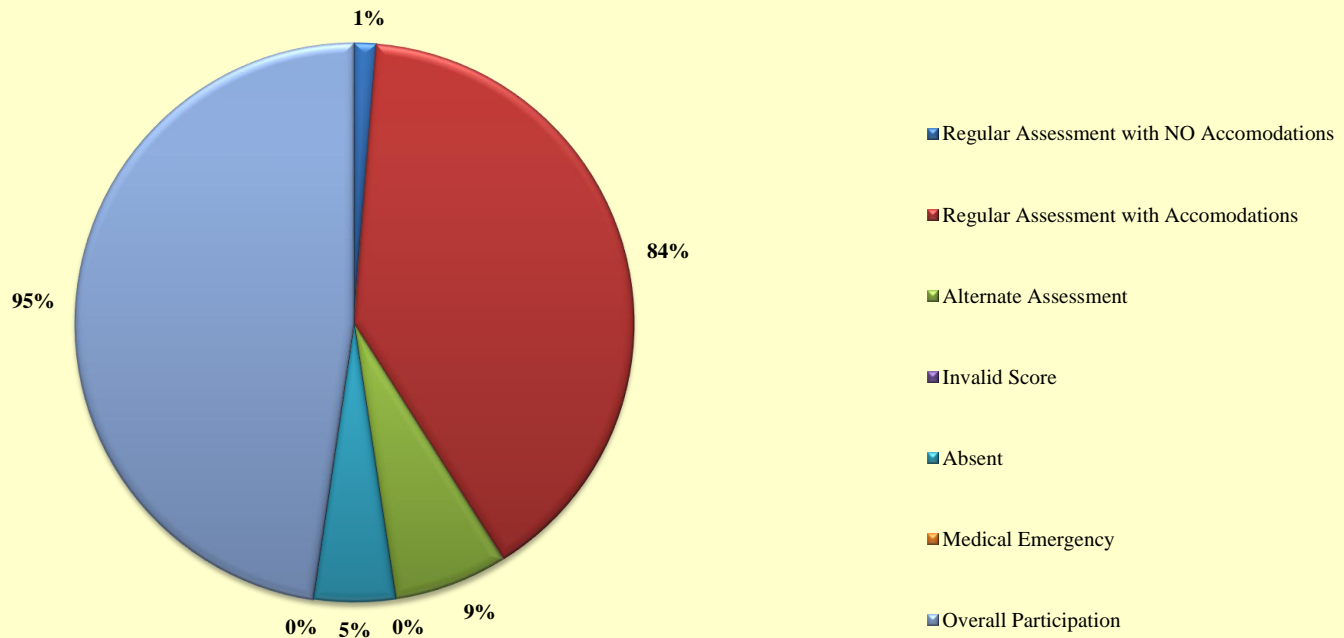


**CNMI PUBLIC SCHOOL SYSTEM
SPECIAL EDUCATION PROGRAM
2018- 2019 ASSESSMENT DATA**

**CNMI PUBLIC SCHOOL SYSTEM
SPECIAL EDUCATION PROGRAM
2018 - 2019 ASSESSMENT DATA**

READING	Regular Assessment with NO Accomodations	Regular Assessment with Accomodations	Alternate Assessment	Invalid Score	Absent	Medical Emergency	TOTAL
3rd Grade	74	0	6	0	4	0	84
4th Grade	64	2	6	0	4	0	76
5th Grade	69	1	4	0	3	0	77
6th Grade	60	0	5	0	1	0	66
7th Grade	48	0	8	0	3	0	59
8th Grade	45	0	10	0	5	0	60
High School	48	4	6	0	4	0	62
TOTAL	408	7	45	0	24	0	484
PERCENTAGE	84%	1%	9%	0%	5%	0%	95%

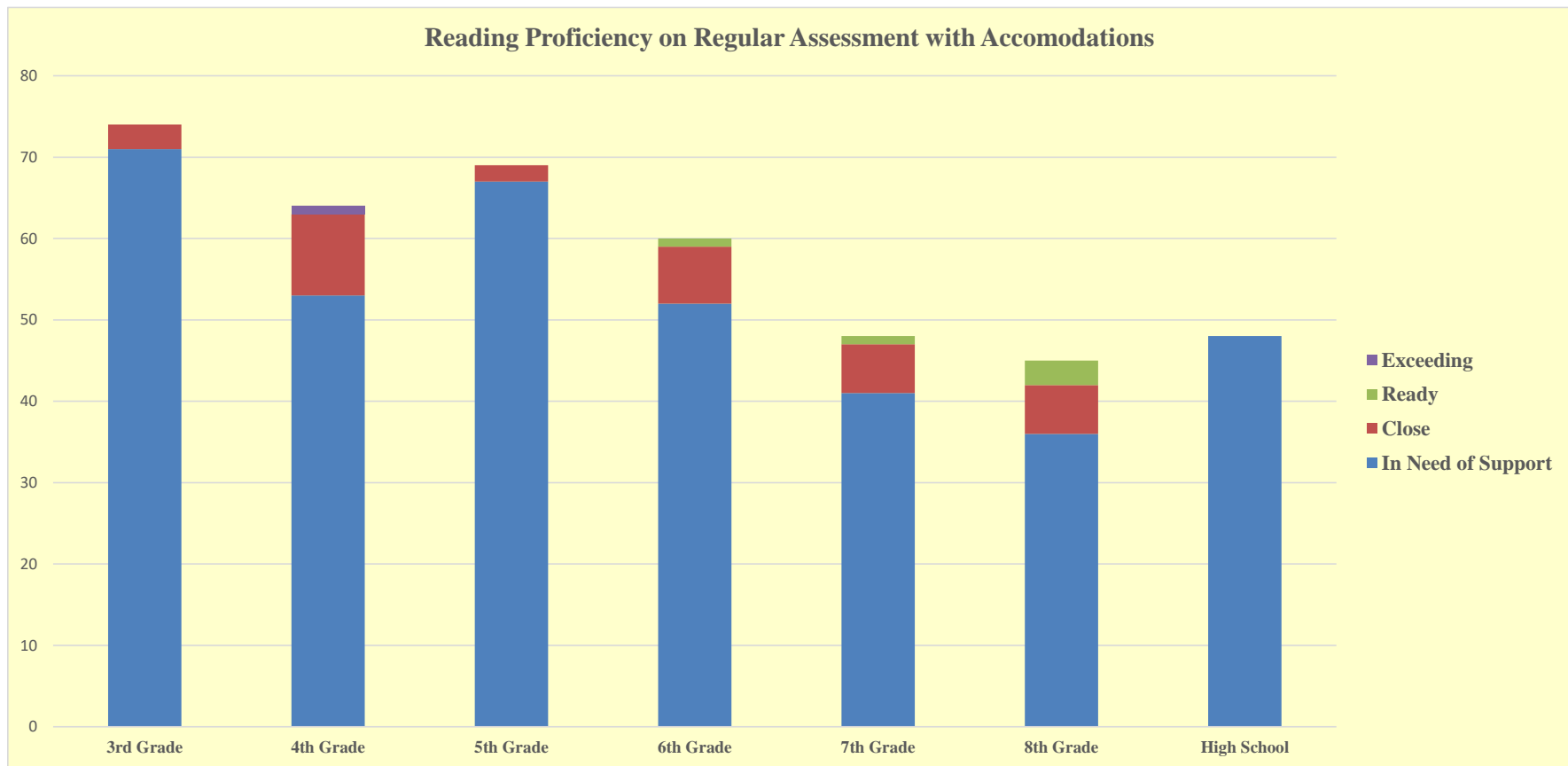
Participation of Students Reading Assessment



**CNMI PUBLIC SCHOOL SYSTEM
SPECIAL EDUCATION PROGRAM
2018 - 2019 ASSESSMENT DATA**

Reading ACT Aspire with Accommodations Proficiency Data


READING (W/ACCOM)	In Need of Support	Close	Ready	Exceeding	TOTAL
3rd Grade	71	3	0	0	74
4th Grade	53	10	0	1	64
5th Grade	67	2	0	0	69
6th Grade	52	7	1	0	60
7th Grade	41	6	1	0	48
8th Grade	36	6	3	0	45
High School	48	0	0	0	48
TOTAL	368	34	5	1	408



**CNMI PUBLIC SCHOOL SYSTEM
SPECIAL EDUCATION PROGRAM
2018 - 2019 ASSESSMENT DATA**

Reading ACT Aspire without Accomodation Proficiency Data

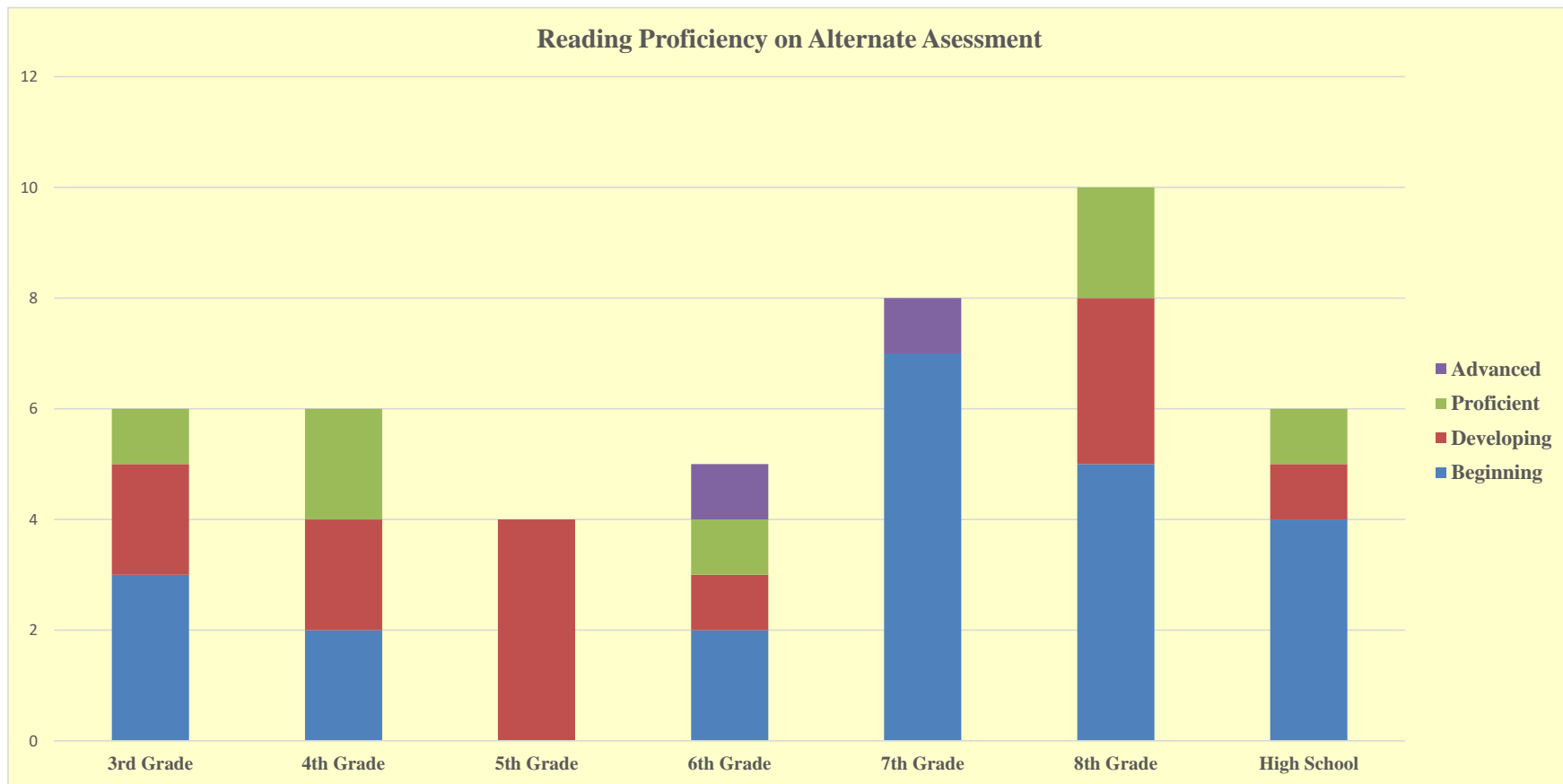
READING (W/O ACCOM)	In Need of Support	Close	Ready	Exceeding	TOTAL
3rd Grade	0	0	0	0	0
4th Grade	1	1	0	0	2
5th Grade	1	0	0	0	1
6th Grade	0	0	0	0	0
7th Grade	0	0	0	0	0
8th Grade	0	0	0	0	0
High School	4	0	0	0	4
TOTAL	6	1	0	0	7



**CNMI PUBLIC SCHOOL SYSTEM
SPECIAL EDUCATION PROGRAM
2018 - 2019 ASSESSMENT DATA**

Reading Alternate Assessment Proficiency Data

READING (AA)	Beginning	Developing	Proficient	Advanced	TOTAL
3rd Grade	3	2	1	0	6
4th Grade	2	2	2	0	6
5th Grade	0	4	0	0	4
6th Grade	2	1	1	1	5
7th Grade	7	0	0	1	8
8th Grade	5	3	2	0	10
High School	4	1	1	0	6
TOTAL	23	13	7	2	45



**CNMI PUBLIC SCHOOL SYSTEM
SPECIAL EDUCATION PROGRAM
2018 - 2019 ASSESSMENT DATA**